

Print Number:

Print Date:

---

**NOBLELIFT**



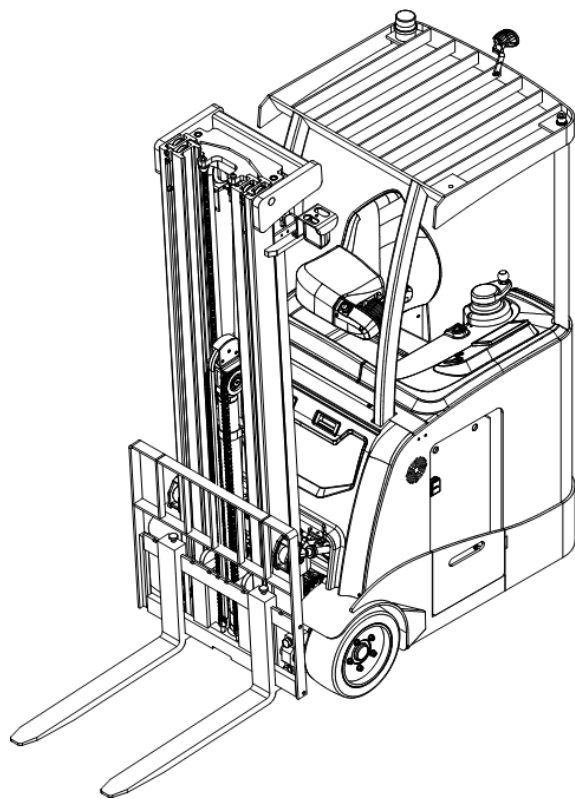
Scan QR Code for More

**Electric Stand-up Counterbalanced**

**Lift Truck CBT15/CBT18**

**PARTS MANUAL**

**218546020101**



Version V03

Truck Identification Number From:

Parts Manual

CBT15/CBT18-PM03EN

Please order spare parts from authorized dealers of Noblelift Intelligent Equipment Co., LTD.

In order to avoid wrong delivery, all the orders for spare parts should specify the following items:

- Truck model, identification number and manufacture year.
- Orders for spare parts of mast, hydraulic transmission unit, steering axle, motor, etc. shall indicate the manufacture number of these parts.
- Codes for Noblelift spare parts are shown in the table of parts manual. Please also pay attention to the description of supply status, order quantity, etc. (check the number listed in "Mark" column of the parts manual).

"Mark" Column:

The unmarked indicates the parts are in short supply cycle.

Number 1: supply as package. Indicating these that parts are small parts and seal parts, which are supplied in package unit and in short supply cycle.

Number 2: supply with constraints. Indicating that these spare parts are not in stock and will be prepared for production after receiving the order from customers, which are in long supply cycle.

Number 3: phasing-out supply. Indicating that these parts will be replaced by new parts due to technical improvements and the current stock will not be available when these parts run out. Please check the description of technical improvements notice.

Number 4: supply as assembly. Indicating that these parts are assembly parts defined by manufacture process, which cannot be supplied as a single part.

Number 5: check other tables.

This parts manual is the property of Noblelift and can be shared under the confidential agreement only, Noblelift has the right to claim for compensation of any unauthorized use. Copy without permission is not allowed. Figures in the manual are not limited by the original design. Noblelift Intelligent Equipment Co., LTD reserves the right to improve the products for continuous technology progress.

# Table of Contents

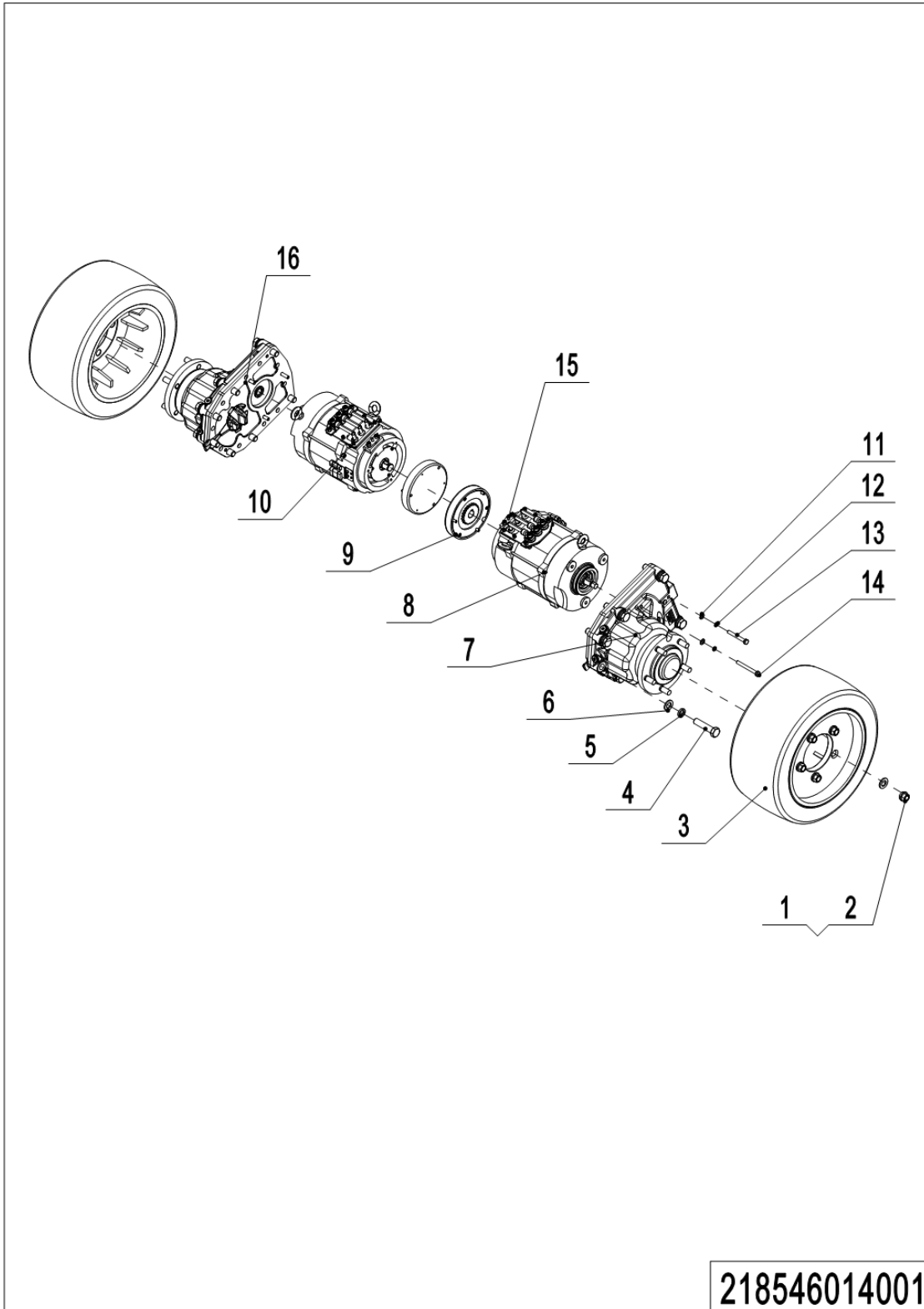
Chapter 1: Drive System.....	1
01 Drive Unit (218546014001).....	1
02 Lift Unit (218546032501).....	3
Chapter 2: Hydraulic System.....	5
01 Chassis Hydraulic Assembly (218546025001).....	5
01 Chassis Hydraulic Assembly (218546025001) Continuation.....	7
02 Oil Tank (218546019001).....	9
03 Tilt Cylinder (218546020501).....	11
04 Hydraulic Steering Assembly (218546015001).....	13
Chapter 3: Truck Frame.....	15
01 Chassis (218546021501).....	15
01 Chassis (218546021501) Continuation.....	17
02 Overhead Guard (218546022001).....	19
03 Platform (218546018001).....	21
03 Platform (218546018001) Continuation.....	23
Chapter 4: Mast.....	25
01 Outer Mast of Triplex Mast (CBT15) (218546044501).....	25
01 Outer Mast of Triplex Mast (CBT15) (218546044501) Continuation.....	27
02 Middle Mast of Triplex Mast (CBT15) (218546044502).....	29
02 Middle Mast of Triplex Mast (CBT15) (218546044502) Continuation.....	31
03 Inner Mast of Triplex Mast (CBT15) (218546044503).....	33
03 Inner Mast of Triplex Mast (CBT15) (218546044503) Continuation.....	35
04 Outer Mast of Triplex Mast (CBT18) (218846044501).....	37
04 Outer Mast of Triplex Mast (CBT18) (218846044501) Continuation.....	39
05 Middle Mast of Triplex Mast (CBT18) (218846044502).....	41
05 Middle Mast of Triplex Mast (CBT18) (218846044502) Continuation.....	43
06 Inner Mast of Triplex Mast (CBT18) (218846044503).....	45
06 Inner Mast of Triplex Mast (CBT18) (218846044503) Continuation.....	47
07 Outer Mast of Quad Mast (218546045201).....	49
07 Outer Mast of Quad Mast (218546045201) Continuation.....	51
08 Middle Mast 1 of Quad Mast (218546045202).....	53
09 Middle Mast 2 of Quad Mast (218546045203).....	55
10 Inner Mast of Quad Mast (218546045204).....	57
10 Inner Mast of Quad Mast (218546045204) Continuation.....	59
11 Fork Carriage of Triplex Mast (CBT15) (218546038001).....	61
12 Fork Carriage of Triplex Mast (CBT18) (218846038001).....	63
13 Fork Carriage of Quad Mast (218546038002).....	65
14 Load Backrest (218546040501).....	67
15 Hydraulic Unit of Triplex Mast (218546044504).....	69
15 Hydraulic Unit of Triplex Mast (218546044504) Continuation.....	71
16 Hydraulic Unit of Quad Mast (218546045205).....	73

---

16 Hydraulic Unit of Quad Mast (218546045205) Continuation .....	75
Chapter 5: Steering System, Braking System, Wheels .....	77
01 Steering Unit (218546016001).....	77
01 Steering Unit (218546016001) Continuation.....	79
Chapter 6: Electrical Parts.....	81
01 Wire Harness (218546033001) .....	81
02 Controller (218546033002) .....	83
03 Lithium Battery Charger (218546033003).....	85
04 Lead-acid Battery Charger (218546033004) .....	87
Chapter 7: Special Parts .....	89
01 Lead-acid Battery (214546037001) .....	89
02 Lithium Battery (214546037002) .....	91
Chapter 8: Others .....	93
01 Control Panel (218546010001).....	93
02 Elbow Rest Assembly (218546010002).....	95
03 Labels and Decals (218546047001).....	97
Appendix.....	99
01 Electrical Circuit Diagram (CBT15) (218546033005) .....	99
02 Electrical Circuit Diagram (CBT18) (218846033001) .....	100
03 Hydraulic Circuit Diagram (With Side Shifter) .....	101
04 Hydraulic Circuit Diagram (Without Side Shifter) .....	102
05 Consumable Parts List .....	103

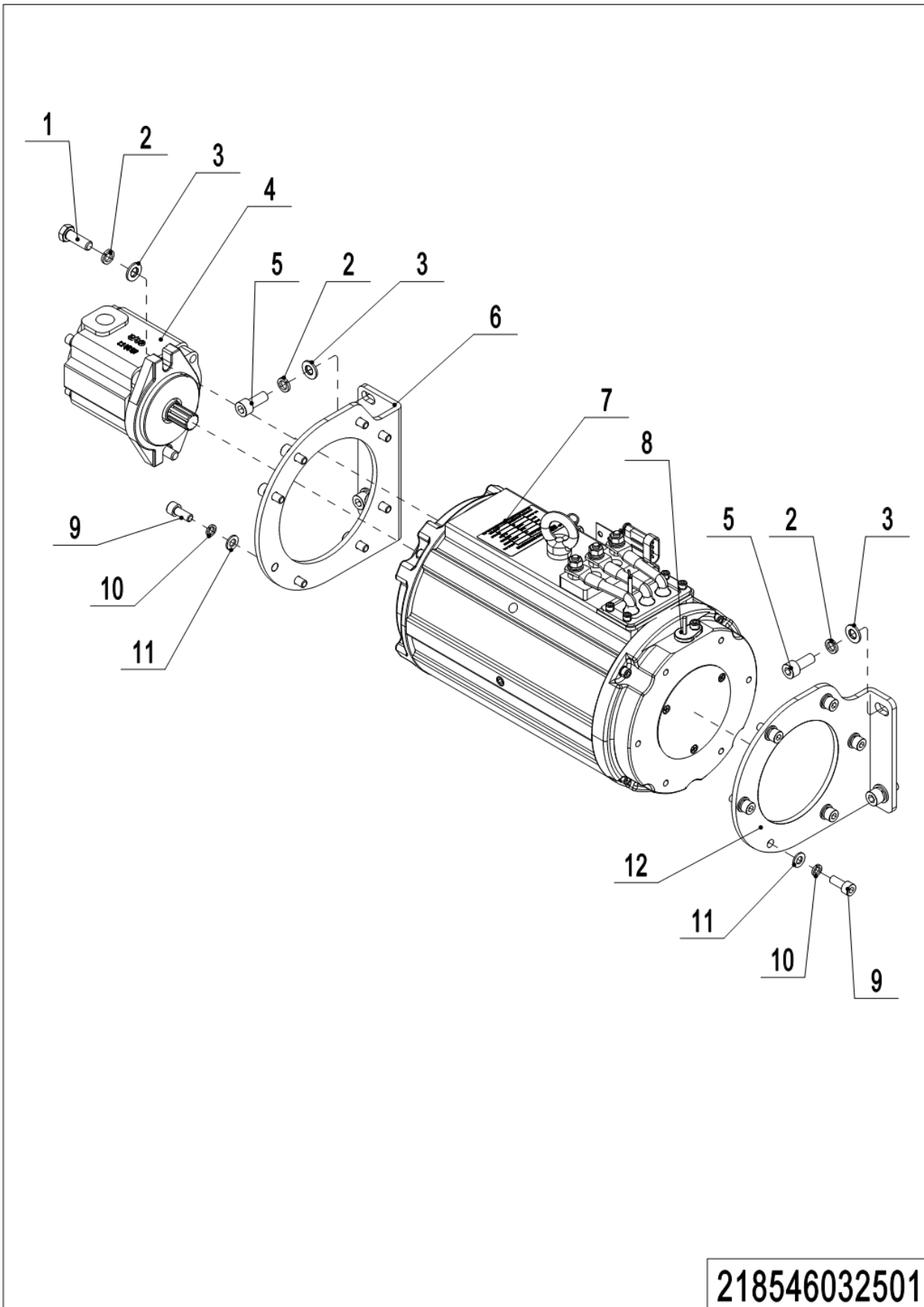
## Chapter 1: Drive System

### 01 Drive Unit (218546014001)



## 01 Drive Unit (218546014001)

No.	Item Code	Mark	Item Description	Qty.	Substitute	Note
1	940998520072	1	Nut	10		
2	940998520073	1	Spring Washer	10		
3	940300300065	2	Wheel	2		
4	910100100076	1	Bolt	14		
5	910400500010	1	Spring Washer	14		
6	910400100010	1	Flat Washer	14		
7	941000100015	2	Gear Unit	1		
8	920900100147	2	Motor	1		
8	920900100161	2	Motor	1		For Cold Storage
9	940700100018	2	Brake	2		
9	940700100026	2	Brake	2		For Cold Storage
10	920900100148	2	Motor	1		
10	920900100162	2	Motor	1		For Cold Storage
11	910400100006	1	Flat Washer	6		
12	910400500006	1	Spring Washer	6		
13	910100100025	1	Bolt	2		
14	910100100120	1	Bolt	4		
15	921800200044	2	Encoder	2		
16	941000100020	2	Gear Unit	1		

**02 Lift Unit (218546032501)**

1= Supply as package. 2= Supply with constraints. 3= Phasing-out supply. 4= Supply as assembly. 5= Check other tables.

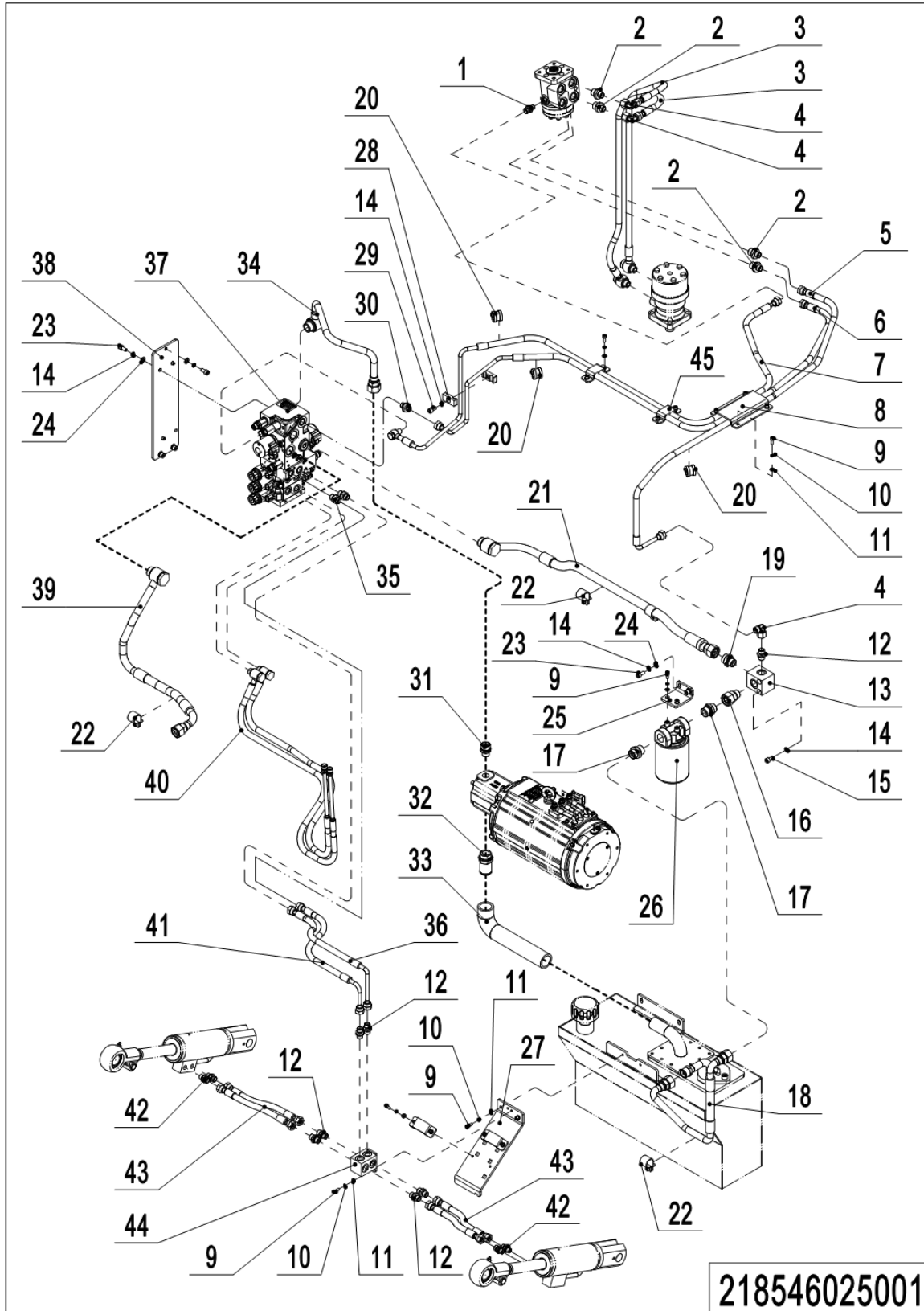
## 02 Lift Unit (218546032501)

No.	Item Code	Mark	Item Description	Qty.	Substitute	Note
1	910100400004	1	Bolt	2		
2	910400500007	1	Spring Washer	6		
3	910400100007	1	Flat Washer	6		
4	950800200008	2	Gear Pump	1		
5	910200200076	1	Screw	4		
6	218532520001	2	Mounting Plate	1		
7	920900100149	2	Motor	1		
8	921800200043	2	Encoder	1		
9	910200200057	1	Screw	14		
10	910400500006	1	Spring Washer	14		
11	910400100006	1	Flat Washer	14		
12	218532520000	2	Mounting Plate	1		



## Chapter 2: Hydraulic System

### 01 Chassis Hydraulic Assembly (218546025001)

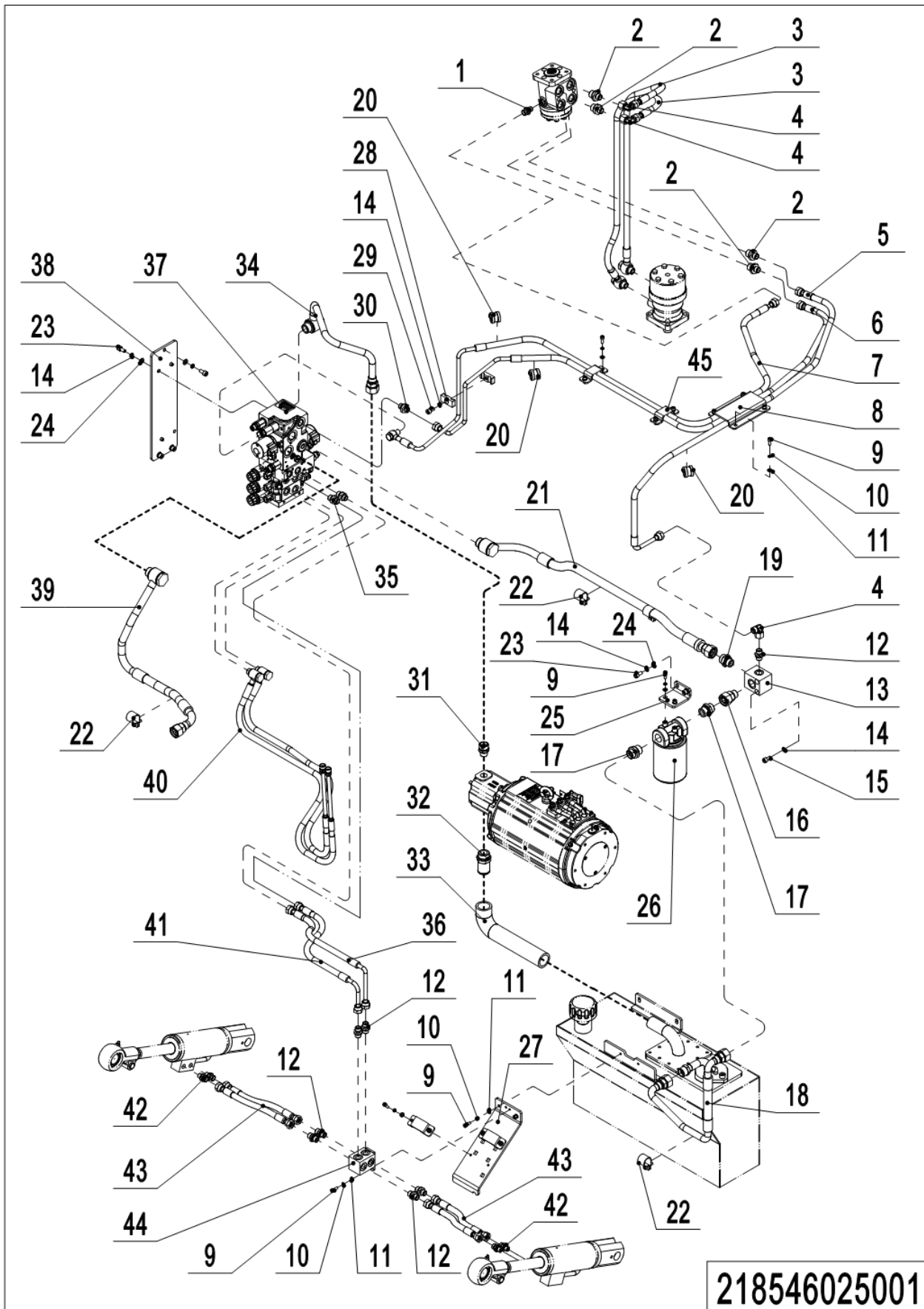


1= Supply as package. 2= Supply with constraints. 3= Phasing-out supply. 4= Supply as assembly. 5= Check other tables.

## 01 Chassis Hydraulic Assembly (218546025001)

No.	Item Code	Mark	Item Description	Qty.	Substitute	Note
1	950400300025	2	Joint	1		
2	950400400012	2	Joint	4		
3	218525020014	2	Hose	2		
4	950400200003	2	Joint	3		
5	218525020001	2	Hose	1	218525020001	
6	218525020002	2	Hose	1	218525020002	
7	218525020003	2	Hose	1	218525020003	
8	218521520046	2	Fixing Plate	1		
9	910200200035	1	Screw	14		
10	910400500005	1	Spring Washer	14		
11	910400100005	1	Flat Washer	14		
12	950400400003	2	Joint	7		
13	218525020000	2	Valve Block	1		
14	910400500006	1	Spring Washer	10		
15	910200200062	1	Screw	2		
16	950400100003	2	Joint	1		
17	950400300016	2	Joint	2		
18	218525020021	2	Hose	1	218525020012	
19	950400400011	2	Joint	1		
20	951000100003	2	Hose Clamp	3		
21	218525020020	2	Hose	1	218525020004	
22	951000100004	2	Hose Clamp	4		
23	910200200055	1	Screw	8		
24	910400100006	1	Flat Washer	8		
25	218525020010	2	Fixing Plate	1		
26	951000300001	2	Filter	1		
27	218525020011	2	Fixing Plate	1		
28	201044520027	2	Pipe Clip	2		
29	910200200058	1	Screw	1		
30	950400300005	2	Joint	1		
31	950400300027	2	Joint	1		
32	213025020015	2	Joint	1		
33	218525020013	2	Oil Tube	1		

## 01 Chassis Hydraulic Assembly (218546025001) Continuation



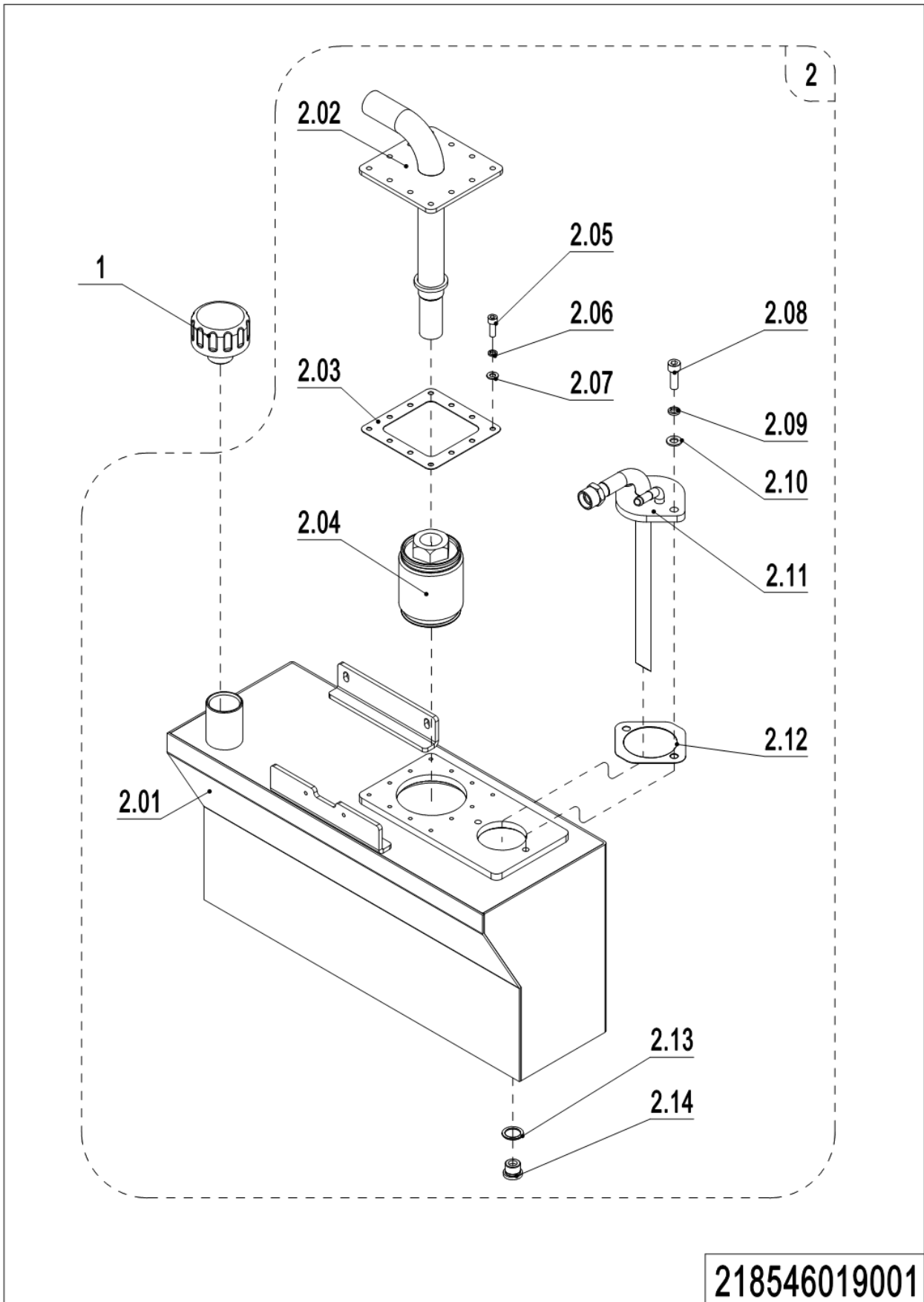
218546025001

1= Supply as package. 2= Supply with constraints. 3= Phasing-out supply. 4= Supply as assembly. 5= Check other tables.

## 01 Chassis Hydraulic Assembly (218546025001) Continuation

No.	Item Code	Mark	Item Description	Qty.	Substitute	Note
34	218525020015	2	Steel Tube	1		
35	950400300007	2	Joint	2		
36	218525020009	2	Hose	1		
37	950600100041	2	Hydraulic Valve	1		
38	218525020016	2	Mounting Plate	1		
39	218525020018	2	Hose	1	218525020005	
40	218525020006	2	Hose	2		With Side Shifter
41	218525020008	2	Hose	1		
42	950400300006	2	Joint	4		
43	218525020019	2	Hose	1	218525020007	
44	218525020017	2	Valve Block	1		
45	218521520047	2	Fixing Plate	2		

## 02 Oil Tank (218546019001)

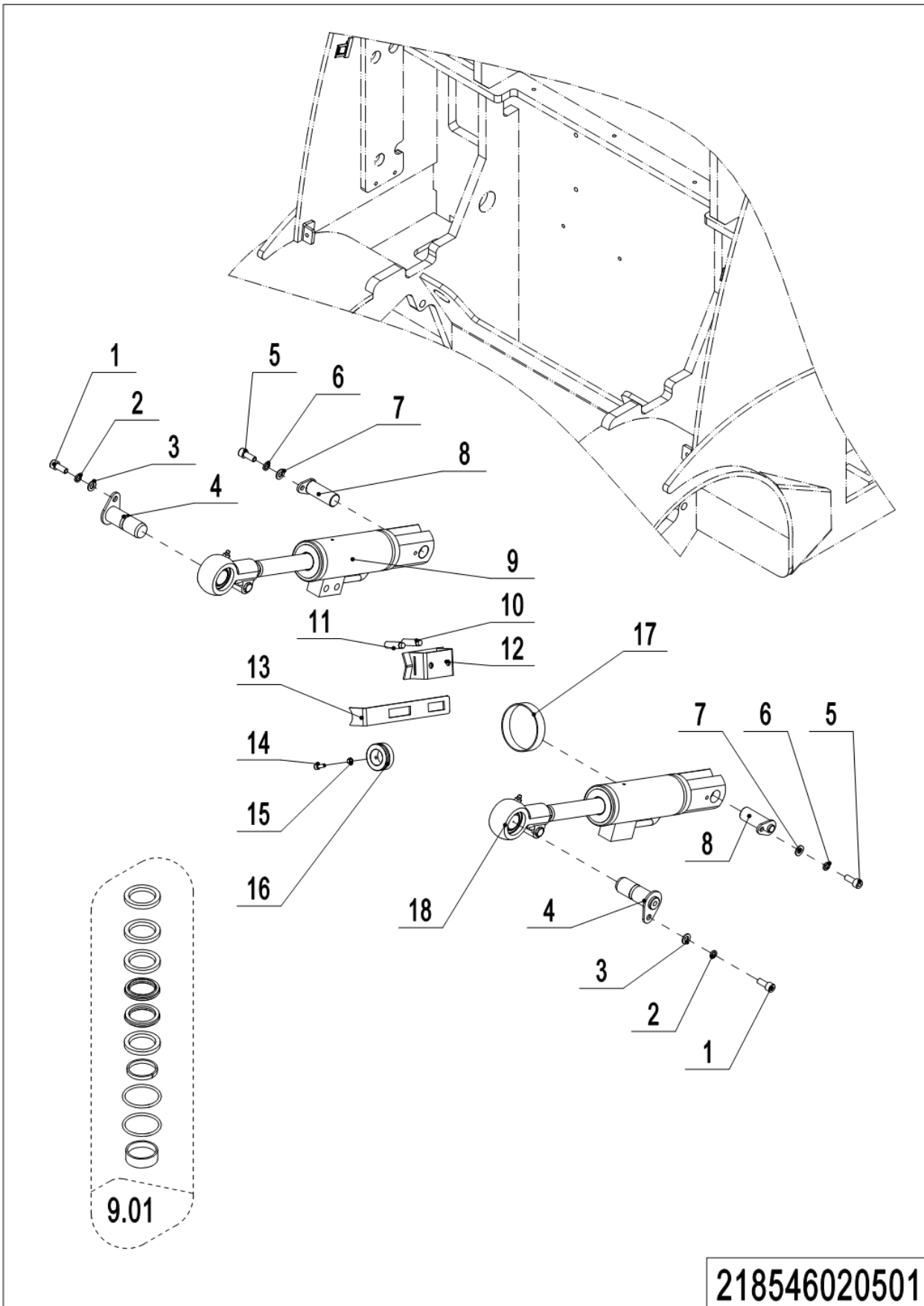


218546019001

## 02 Oil Tank (218546019001)

No.	Item Code	Mark	Item Description	Qty.	Substitute	Note
1	212119020019	2	Cap-Tank	1		
2	218519010003	2	Tank	1		
2.01	218519010000	2	Tank	1		
2.02	218519010001	2	Tank Cover	1		
2.03	212119020000	2	Sealing Gasket	1		
2.04	951000400001	2	Filter	1		
2.05	910202700001	1	Screw	12		
2.06	910400500005	1	Spring Washer	12		
2.07	910400100005	1	Flat Washer	12		
2.08	910200200077	1	Screw	2		
2.09	910400500007	1	Spring Washer	2		
2.10	910400100007	1	Flat Washer	2		
2.11	218519010002	2	Close Plate	1		
2.12	212219020000	2	Sealing Gasket	1		
2.13	910800900001	1	Bonded Washer	1		
2.14	255019020015	2	Filler Plug	1		

### 03 Tilt Cylinder (218546020501)

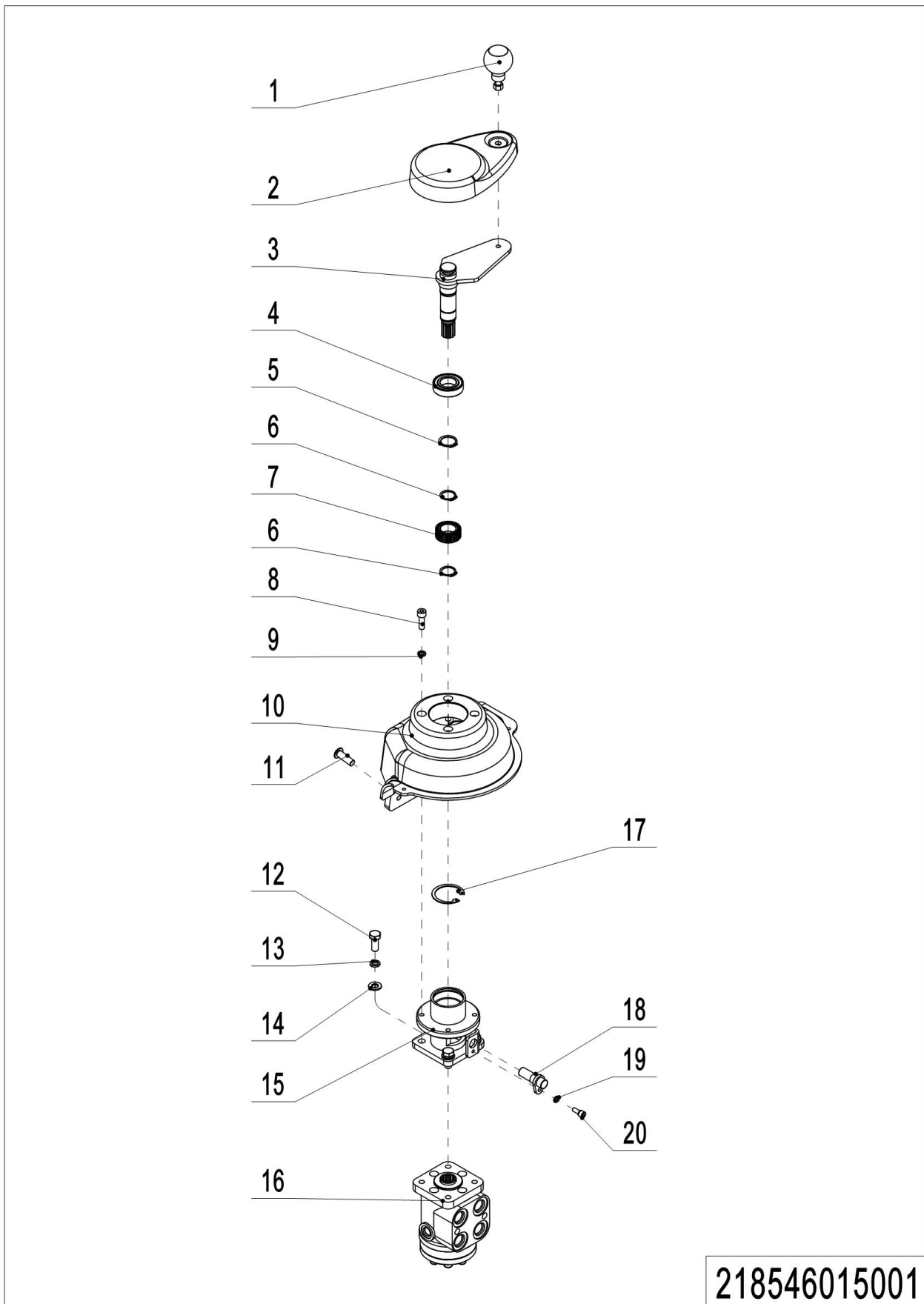


## 03 Tilt Cylinder (218546020501)

No.	Item Code	Mark	Item Description	Qty.	Substitute	Note
1	910200200075	1	Screw	2		
2	910400500007	1	Spring Washer	2		
3	910400100007	1	Flat Washer	2		
4	255044010057	2	Pin	2		
5	910200200055	1	Screw	2		
6	910400500019	1	Spring Washer	2		
7	910400100006	1	Flat Washer	2		
8	218520510002	2	Pin	2		
9	218520510000	2	Tilt Cylinder	1		
9.01	218598520000		Seal Kit	2		JX
9.01	218598520001		Seal Kit	2		YL
10	218533010022	1	Switch	1		
11	218533010023	1	Switch	1		
12	218520510003	2	Bracket	1		
13	218520520003	2	Plate	1		
14	910200200036	1	Screw	1		
15	910300100005	1	Nut	1		
16	218520520002	2	Fixing Sleeve	1		
17	911000600007	2	Hose Clamp	2		
18	218520510001	1	Tilt Cylinder	1		



## 04 Hydraulic Steering Assembly (218546015001)



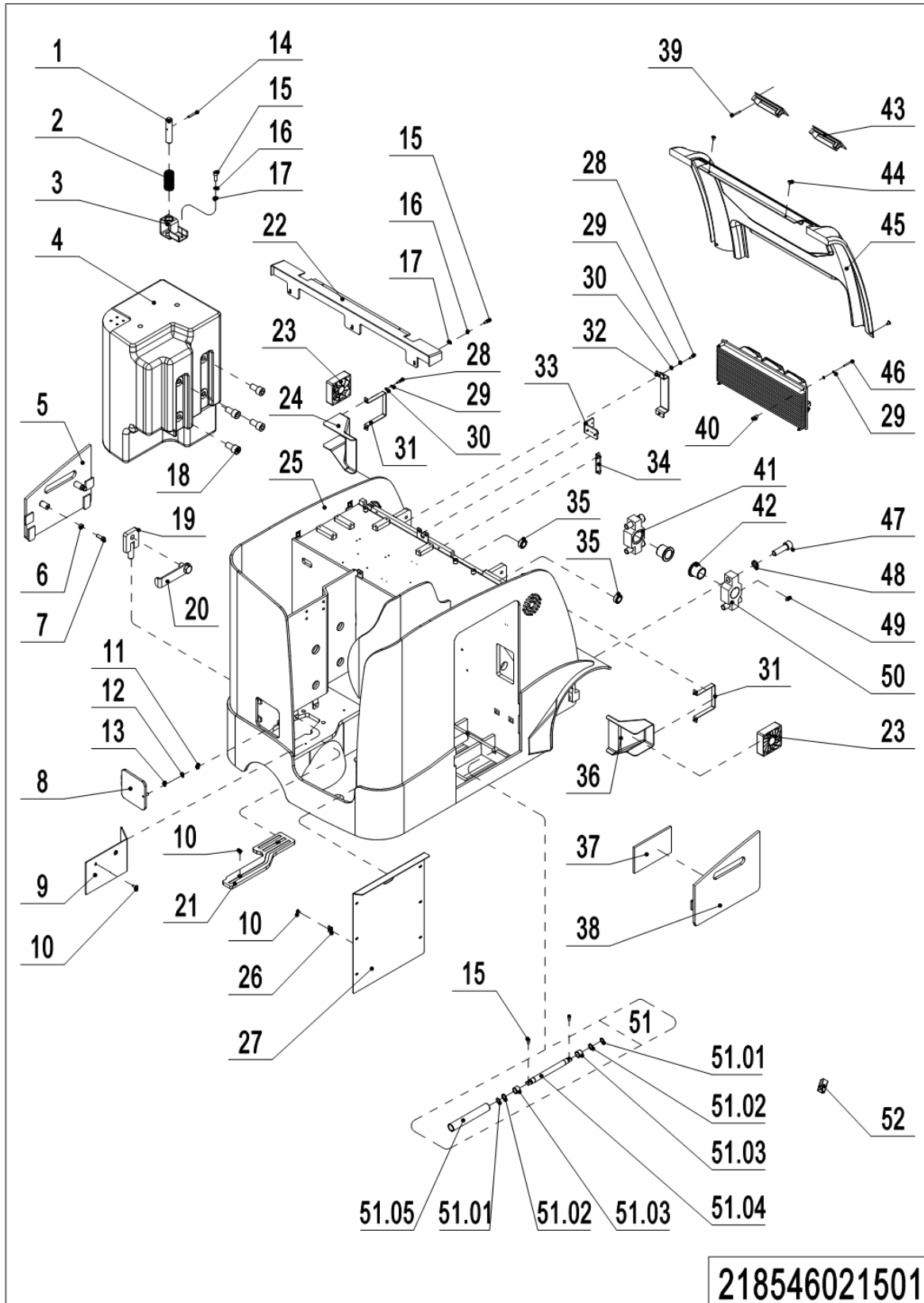
218546015001

## 04 Hydraulic Steering Assembly (218546015001)

No.	Item Code	Mark	Item Description	Qty.	Substitute	Note
1	940801800001	2	Handle	1		
2	218515020001	2	Steering Wheel	1		
3	218515010001	2	Input Shaft	1		
4	910700200074	1	Bearing	1		
5	910401300014	1	Circlip	1		
6	910401300012	1	Circlip	2		
7	218515020008	2	Induction Block	1		
8	910400500006	1	Spring Washer	4		
9	910200200058	1	Screw	4		
10	218515020000	2	Cover	1		
11	941100100004	2	Screw	4		
12	910100300036	1	Bolt	4		
13	910400500007	1	Spring Washer	4		
14	910400100007	1	Flat Washer	4		
15	218515010000	2	Mounting Base	1		
16	281215010002	2	Steer Unit	1		
17	910401400013	1	Circlip	1		
18	940998510017	2	Sensor Component	1		
19	910400500005	1	Spring Washer	1		
20	910200200035	1	Screw	1		

**Chapter 3: Truck Frame**

**01 Chassis (218546021501)**

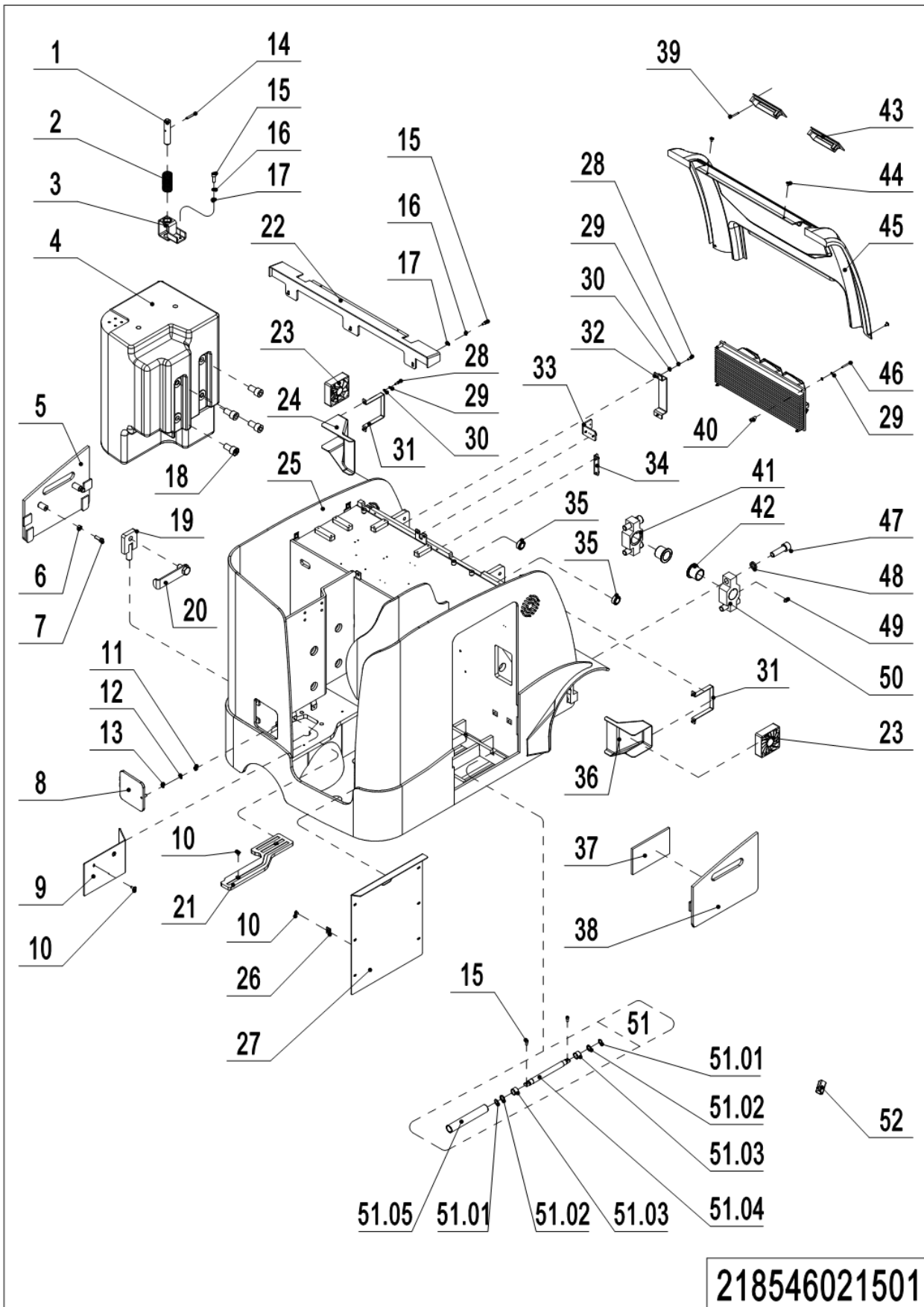


1= Supply as package. 2= Supply with constraints. 3= Phasing-out supply. 4= Supply as assembly. 5= Check other tables.

## 01 Chassis (218546021501)

No.	Item Code	Mark	Item Description	Qty.	Substitute	Note
1	218521520070	2	Stop Dog	1		
2	218521520066	2	Spring	1		
3	218521510008	2	Fixing Base	1		
4	218523020000	2	Balance Weight	1		
5	218521510004	2	Baffle	1		CBT15
5	218821510002	2	Baffle	1		CBT18
6	910300100008	1	Nut	2		
7	910100300051	1	Bolt	2		
8	218521510005	2	Baffle	1		
9	218521520054	2	Close Plate	1		
10	941100100012	2	Screw,M8x20	10		
11	910300100007	1	Nut	1		
12	910400500007	1	Spring Washer	1		
13	910400100007	1	Flat Washer	1		
14	910600400043	1	Spring Pin	1		
15	910200200057	1	Screw	17		
16	910400500006	1	Spring Washer	5		
17	910400100006	1	Flat Washer	5		
18	910200200134	1	Screw	4		
19	221021510006	2	Stop Dog	1		
20	218521510003	2	Handle	1		
21	218521520085	2	Rubber Mat	1		
22	218521510009	2	Plate	1		CBT15
22	218821510001	2	Plate			CBT18
23	214533510005	2	Fan	2		
24	218521520001	2	Cover	1		
25	218521510000	2	Chassis	1		CBT15
25	218821510000	2	Chassis	1		CBT18
26	940400400002	2	Cage Nut	6		
27	218521520055	2	Plate	1		
28	910200200035	1	Screw	16		

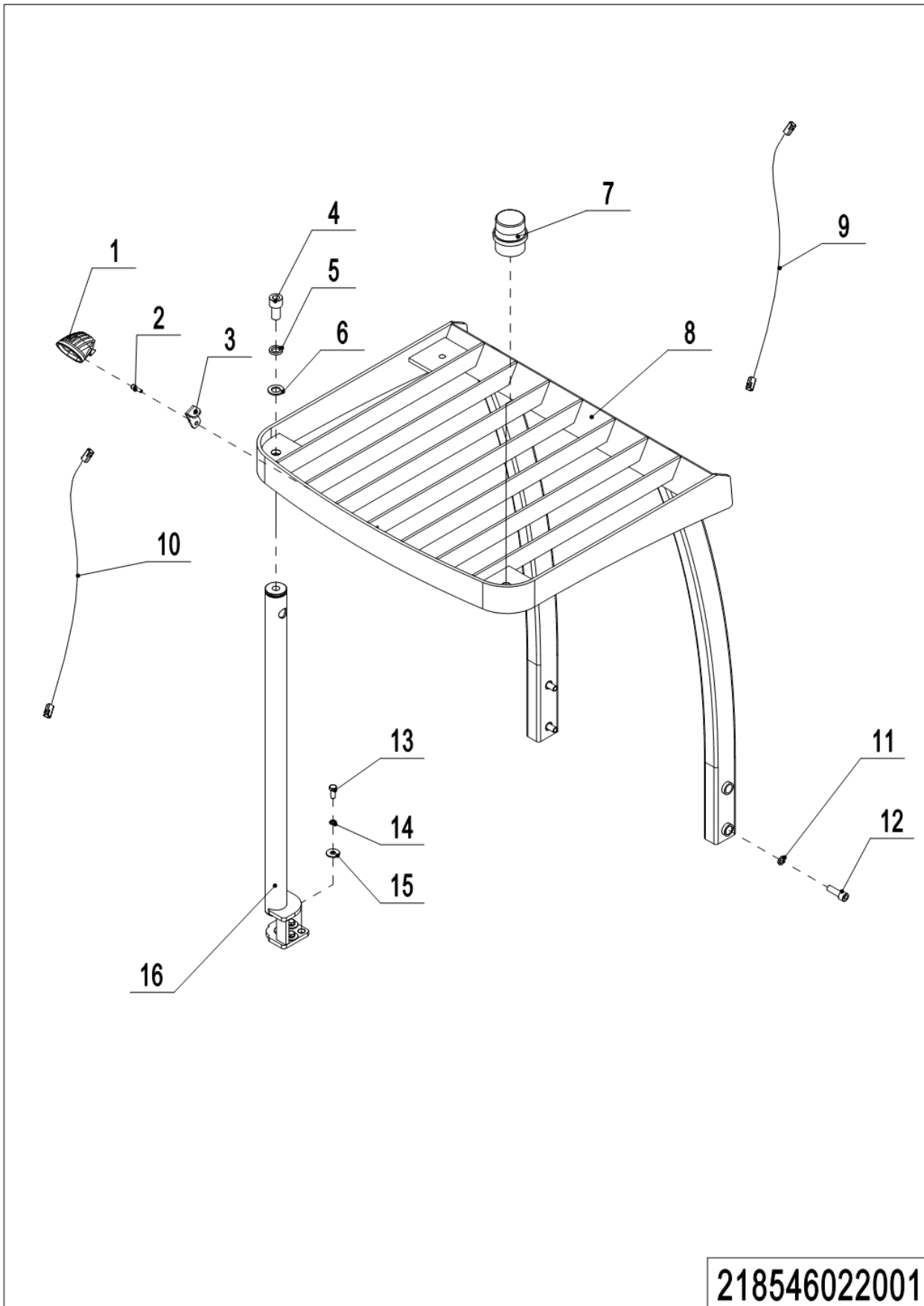
01 Chassis (218546021501) Continuation



1= Supply as package. 2= Supply with constraints. 3= Phasing-out supply. 4= Supply as assembly. 5= Check other tables.

## 01 Chassis (218546021501) Continuation

No.	Item Code	Mark	Item Description	Qty.	Substitute	Note
29	910400500005	1	Spring Washer	20		
30	910400100005	1	Flat Washer	20		
31	218521520078	2	Plate	2		
32	218521520064	2	Plate	1		
33	218521520062	2	Mounting Plate	1		
34	214521520086	2	Fixing Plate	1		
35	910700900004	2	Bearing	2		
36	218521520000	2	Cover	1		
37	218521520077	2	Protective Cover	3		
38	218521510002	2	Baffle	1		CBT15
38	218821510003	2	Baffle	1		CBT18
39	910200500015	1	Screw	4		
40	218521520063	2	Spacer Bush	4		
41	218521520058	2	Hinge Base	1		
42	940500400024	2	Bearing	2		
43	206521510010	2	Handle	2		
44	941100100001	2	Screw	4		
45	218521520095	2	Cover	1	218521520002	
46	910200200043	1	Screw	4		
47	910200200213	1	Screw	4		
48	910400500013	1	Spring Washer	4		
49	911200100002	1	Oil Cup	2		
50	218521520057	2	Hinge Base	1		
51	214512510000	2	Roller Kits	6		
51.01	910401300011	1	Circlip	12		
51.02	232021520104	2	Washer	12		
51.03	910700800001	2	Bearing	12		
51.04	214512520000	2	Axle	6		
51.05	214512520001	2	Roller	6		
52	920500100030	1	Buzzer	1		

**02 Overhead Guard (218546022001)**

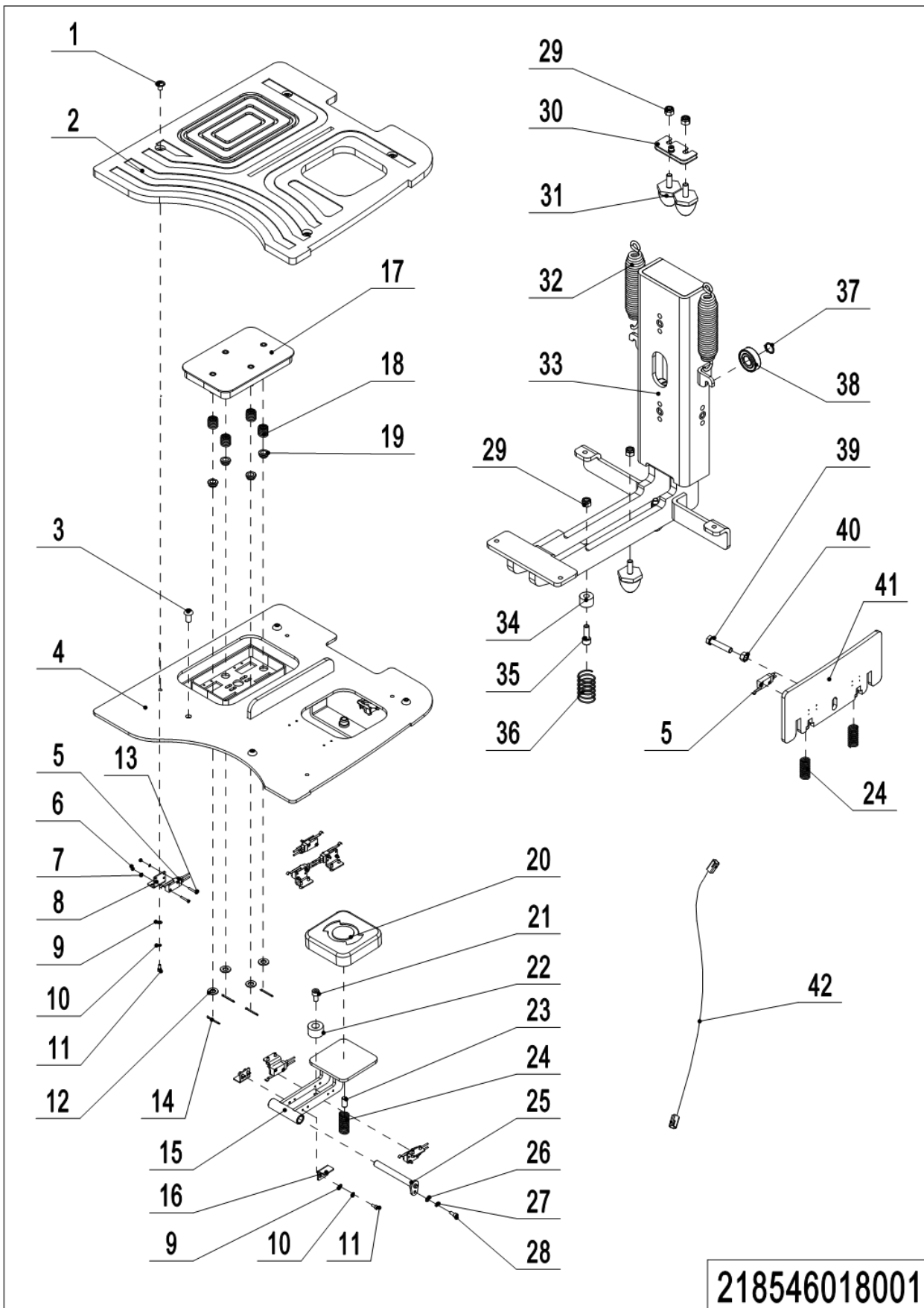
1= Supply as package. 2= Supply with constraints. 3= Phasing-out supply. 4= Supply as assembly. 5= Check other tables.

## 02 Overhead Guard (218546022001)

No.	Item Code	Mark	Item Description	Qty.	Substitute	Note
1	922000100067	2	Lamp	1		
2	910200200058	1	Screw	1		
3	212122020023	2	Mounting Plate	1		
4	910100300080	1	Bolt	1	910200200134	
5	910400500011	1	Spring Washer	1	910400500013	
6	910400100011	1	Flat Washer	1	910400100014	
7	922000100059	2	Lamp	1		
8	218522010000	2	Overhead Guard	1		CBT15
8	218822010000	2	Overhead Guard	1		CBT18
9	218533010020	2	Wire Harness	1		
10	218533010019	2	Wire Harness	1		
11	910400500010	1	Spring Washer	4		
12	910200200123	1	Screw	4		
13	910100300050	1	Bolt	4		
14	910400500008	1	Spring Washer	4		
15	910400200005	1	Flat Washer	4		
16	218522010001	2	Support base	1		



## 03 Platform (218546018001)

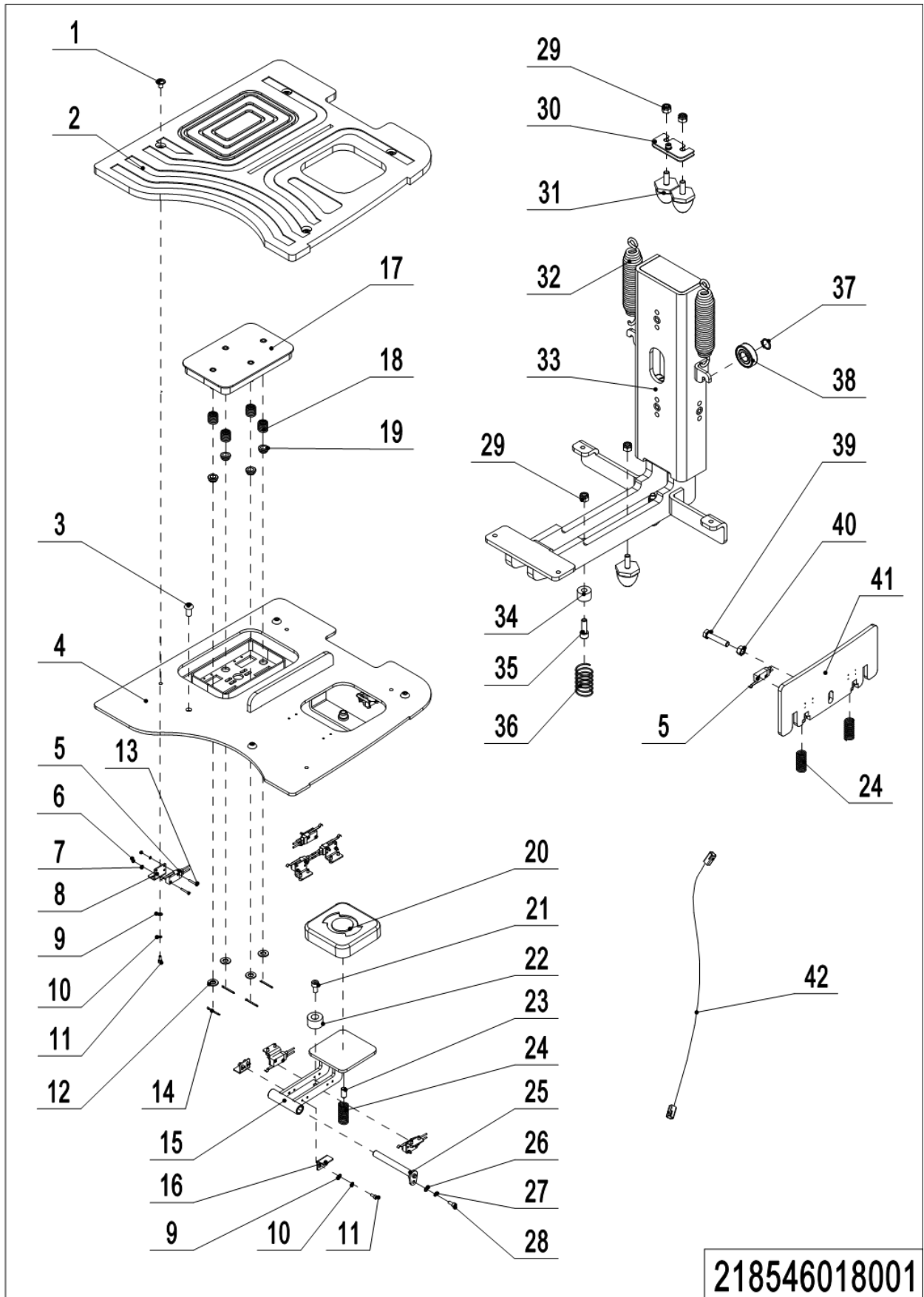


218546018001

## 03 Platform (218546018001)

No.	Item Code	Mark	Item Description	Qty.	Substitute	Note
1	941100100001	1	Screw	4		
2	218518020012	2	Rubber Mat	1		
3	941100100007	1	Screw	4		
4	218518010000	2	Baseboard	1		
5	920200300028		Microswitch	8		
6	910300100002	1	Nut	12		
7	910400500002	1	Spring Washer	12		
8	214518020020	2	Mounting Plate	6		
9	910400100003	1	Flat Washer	16		
10	910400500003	1	Spring Washer	16		
11	910200200013	1	Screw	16		
12	910400100007	1	Flat Washer	4		
13	910200500015	1	Screw	12		
14	910600600023	1	Cotter Pin	4		
15	214518010001	2	Brake Pedal	1		
16	214518020021	2	Mounting Plate	2		
17	214518010002	2	Pedal Pad	1		
18	214518020027	2	Spring	4		
19	214518020023	2	Sleeve	4		
20	214518020030	2	Sheath	1		
21	910200200055	1	Screw	1		
22	532621520062	2	Crash Pad	1		
23	214518020022	2	Crash Pad	1		
24	214518020026	2	Spring	3		
25	214518010003	2	Pin	1		
26	910400100004	1	Flat Washer	1		
27	910400500004	1	Spring Washer	1		
28	910200200022	1	Screw	1		
29	910300500005	1	Nut	4		
30	218518020014	2	Plate	2		
31	212144520242	2	Crash Pad	4		

## 03 Platform (218546018001) Continuation



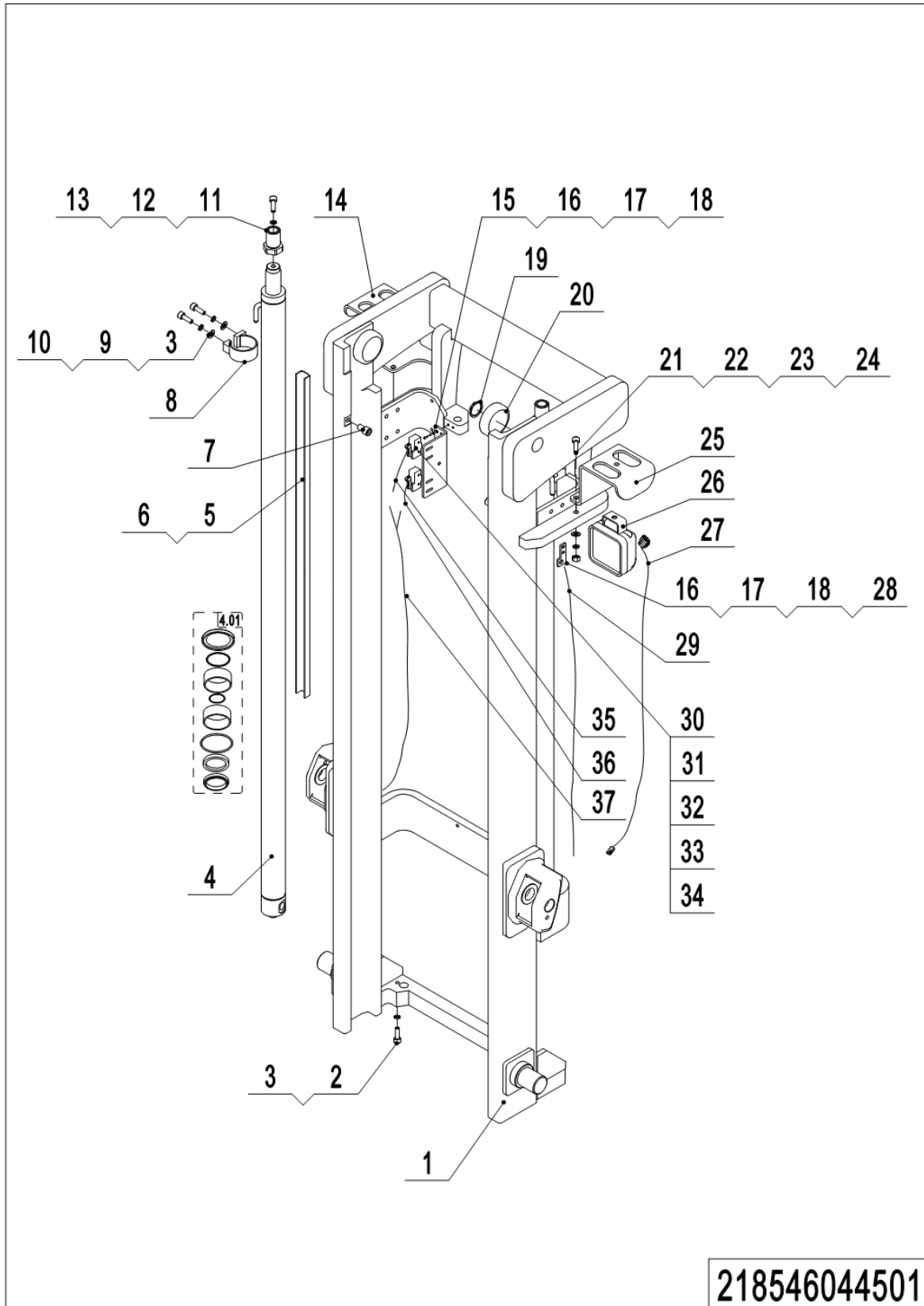
218546018001

## 03 Platform (218546018001) Continuation

No.	Item Code	Mark	Item Description	Qty.	Substitute	Note
32	218518020002	2	Spring	2		
33	218518010003	2	Platform Suspension Arm	1		
34	218518020013	2	Fixing Base	1		
35	910200200077	1	Screw	1		
36	218518020015	2	Spring	1		
37	910401300011	1	Circlip	6		
38	910700200019	1	Bearing	6		
39	910100300041	1	Bolt	2		
40	910300100007	1	Nut	1		
41	218518010002	2	Top Plate	1		
42	218533010012	2	Wire Harness	1		

## Chapter 4: Mast

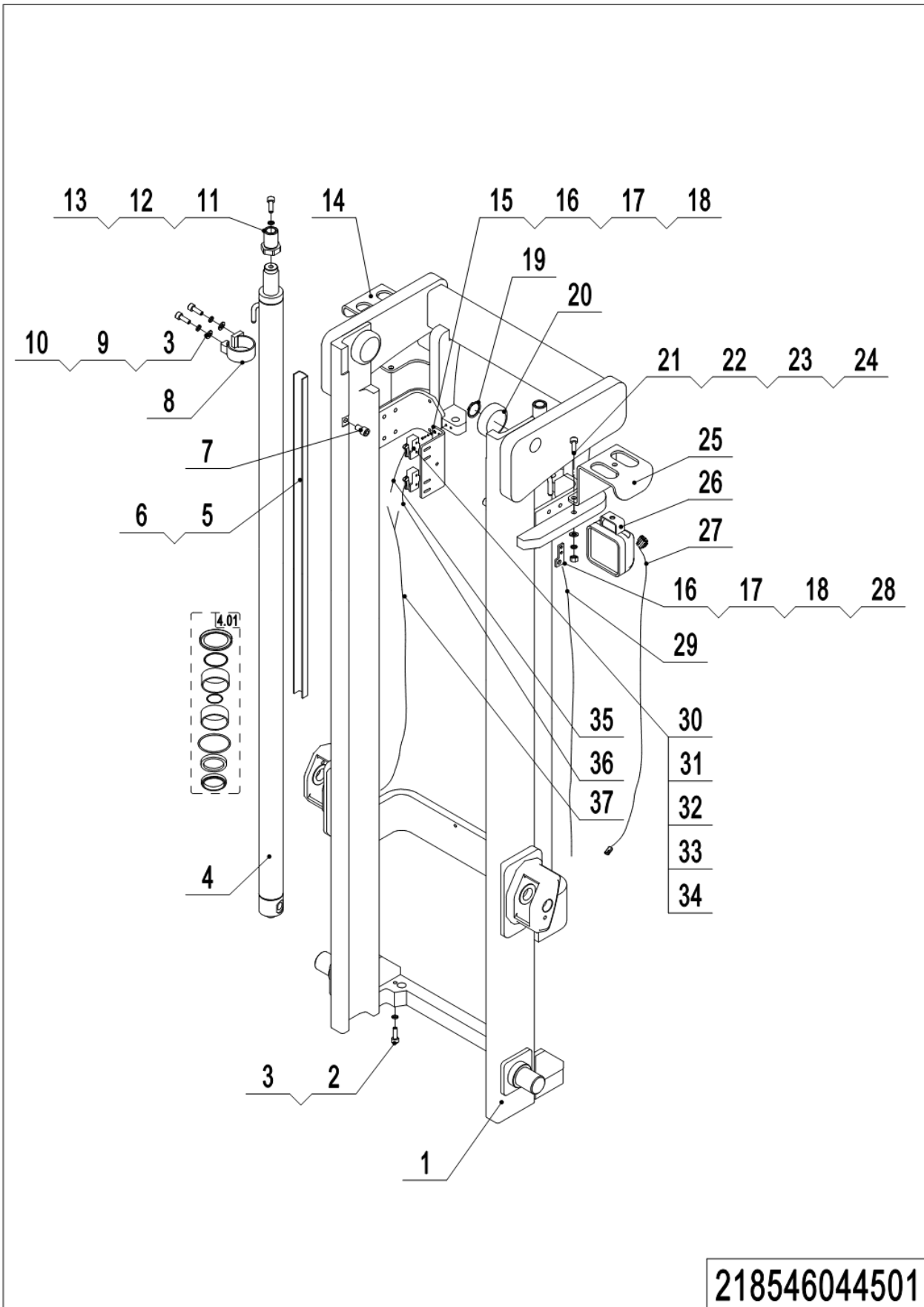
### 01 Outer Mast of Triplex Mast (CBT15) (218546044501)



## 01 Outer Mast of Triplex Mast (CBT15) (218546044501)

No.	Item Code	Mark	Item Description	Qty.	Substitute	Note
1	218544510020	2	Outer Mast	1		6200
1	218544510021	2	Outer Mast	1		5720
1	218544510022	2	Outer Mast	1		5260
1	218544510023	2	Outer Mast	1		4000
1	218544510043	2	Outer Mast	1		4810
2	910200200060	1	Screw	2		
3	910400500006	1	Spring Washer	6		
4	218544510010	2	Cylinder	2		6200
4	218544510011	2	Cylinder	2		5720
4	218544510012	2	Cylinder	2		5260
4	218544510013	2	Cylinder	2		4000
4	218544510014	2	Cylinder	2		4810
4.01	218598510100		Seal Kit	2		JX
4.01	218598510110		Seal Kit	2		YL
5	218544520126	2	Cover	2		
6	911000600007	2	Hose Clamp	6		
7	910200200096	2	Screw	2		
8	218544510106	2	Fixing Base	2		
9	910200200058	1	Screw	4		
10	910400100006	1	Flat Washer	4		
11	212144520060	2	Barrel	2		
12	910200200101	1	Screw	2		
13	910400500008	1	Spring Washer	2		
14	218544520055	2	Mounting Plate	1		
15	218544520060	2	Mounting Plate	1		
16	910200200035	1	Screw	4		
17	910400500005	1	Spring Washer	4		
18	910400100005	1	Flat Washer	4		
19	910401300018	2	Circlip	2		
20	940200300033	2	Compound Roller	2		Φ79.40
20	940200300048	2	Compound Roller	2		Φ79.10

# 01 Outer Mast of Triplex Mast (CBT15) (218546044501) Continuation



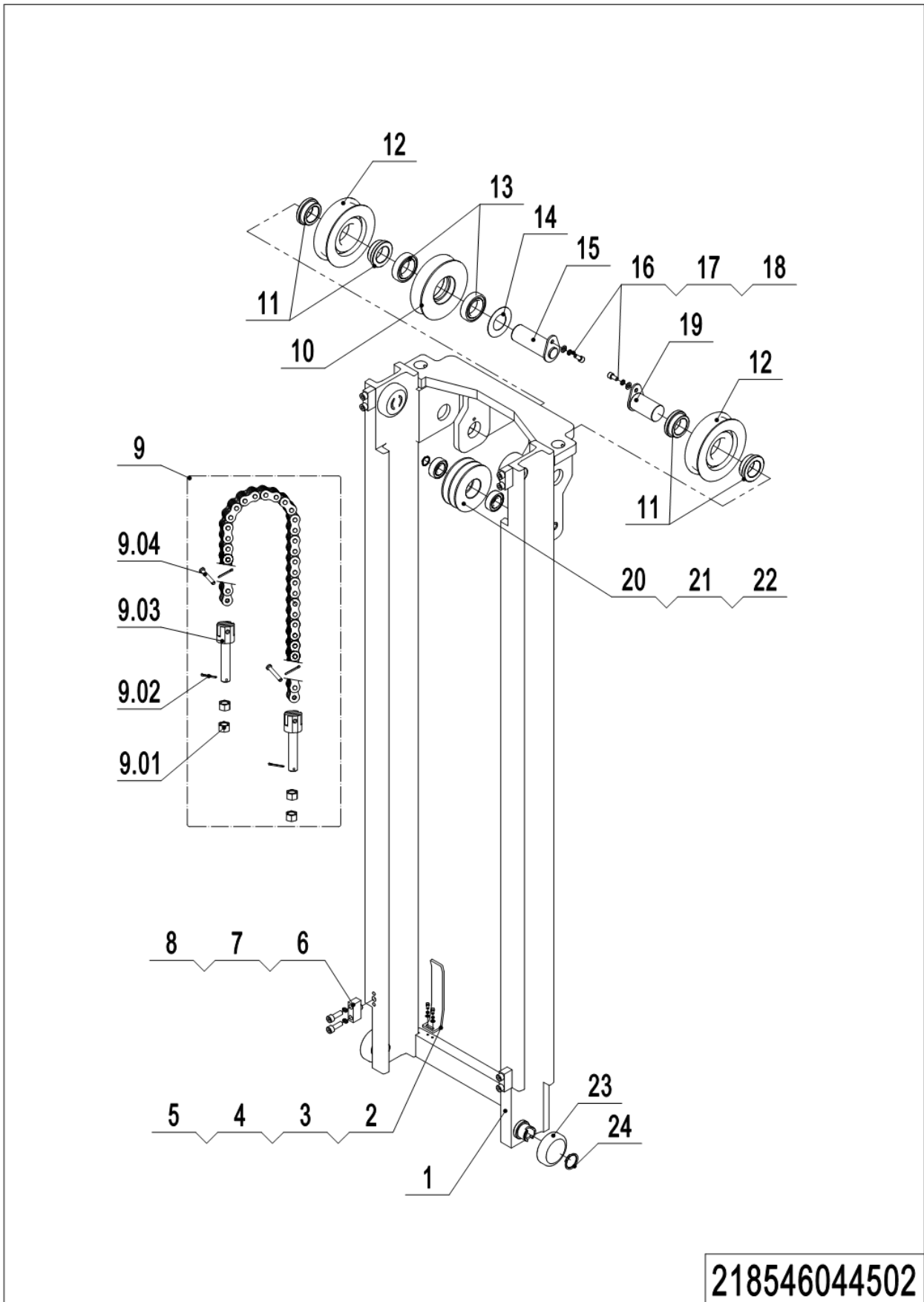
218546044501

## 01 Outer Mast of Triplex Mast (CBT15) (218546044501) Continuation

No.	Item Code	Mark	Item Description	Qty.	Substitute	Note
20	940200300047	2	Compound Roller	2		Φ78.80
21	910200200080	1	Screw	4		
22	910400500007	2	Spring Washer	4		
23	910400100007	2	Flat Washer	4		
24	910300100007	1	Nut	4		
25	218544520054	2	Mounting Plate	1		
26	922000100058	2	Lamp	2		
27	218533010021	2	Wire Harness	2		
28	218544520062	2	Mounting Plate	1		
29	218533010016	2	Switch	1		
30	920200300001	2	Microswitch	2		
31	920200300007	2	Protective Cover	2		
32	910100100002	1	Bolt	4		
33	910300100003	1	Nut	4		
34	910400100003	1	Flat Washer	4		
35	218533010017	2	Wire Harness	1		
36	218533010018	2	Wire Harness	1		
37	218533010013	2	Wire Harness	1		



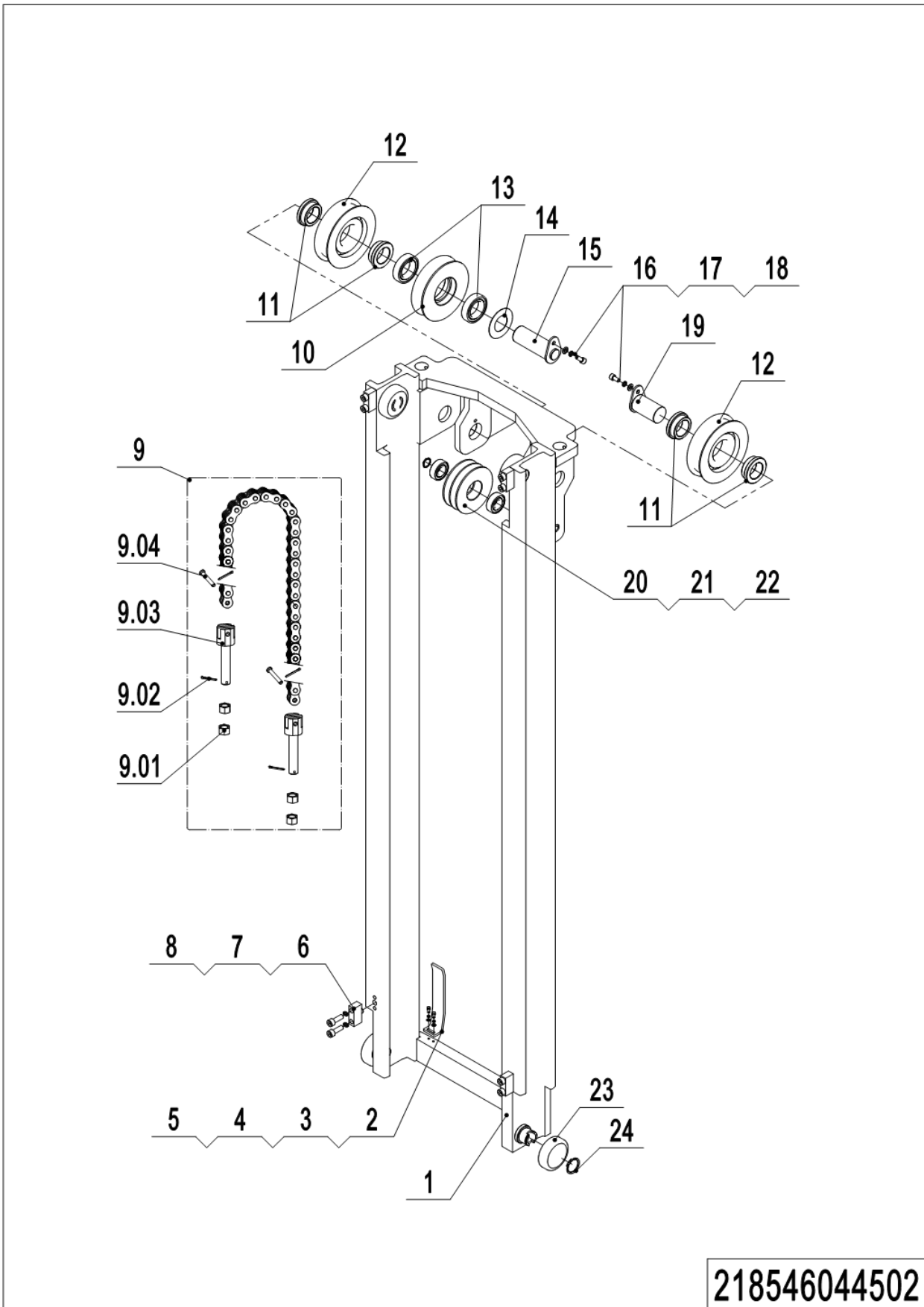
## 02 Middle Mast of Triplex Mast (CBT15) (218546044502)



## 02 Middle Mast of Triplex Mast (CBT15) (218546044502)

No.	Item Code	Mark	Item Description	Qty.	Substitute	Note
1	218544510024	2	Middle Mast	1		6200
1	218544510025	2	Middle Mast	1		5720
1	218544510026	2	Middle Mast	1		5260
1	218544510027	2	Middle Mast	1		4000
1	218544510044	2	Middle Mast	1		4810
2	910200200023	1	Screw	2		
3	910400500004	1	Spring Washer	2		
4	910400100004	1	Flat Washer	2		
5	218544520040	2	Mounting Plate	1		
6	218544510105	2	Stop Block	4		
7	910200200079	1	Screw	8		
8	910400500008	1	Spring Washer	8		
9	218544510032	2	Chain	2		6200
9	218544510033	2	Chain	2		5720
9	218544510034	2	Chain	2		5260
9	218544510035	2	Chain	2		4000
9	218544510046	2	Chain	2		4810
9.01	910300200008	2	Nut	8		
9.02	910600600030	1	Cotter Pin	8		
9.03	941300100012	1	Chain Bolt	4		
9.04	941100800008	1	Pin	4		
10	218544520047	2	Pulley	1		
11	218544520043	2	Bushing	4		
12	940200500006	2	Sprocket Bearing	2		
13	910700200008	2	Bearing	2		
14	218544520050	2	Washer	1		
15	218544510104	2	Pin	1		
16	910200200055	1	Screw	2		
17	910400500006	1	Spring Washer	2		
18	910400100006	1	Flat Washer	2		
19	218544510103	2	Pin	1		

**02 Middle Mast of Triplex Mast (CBT15) (218546044502) Continuation**

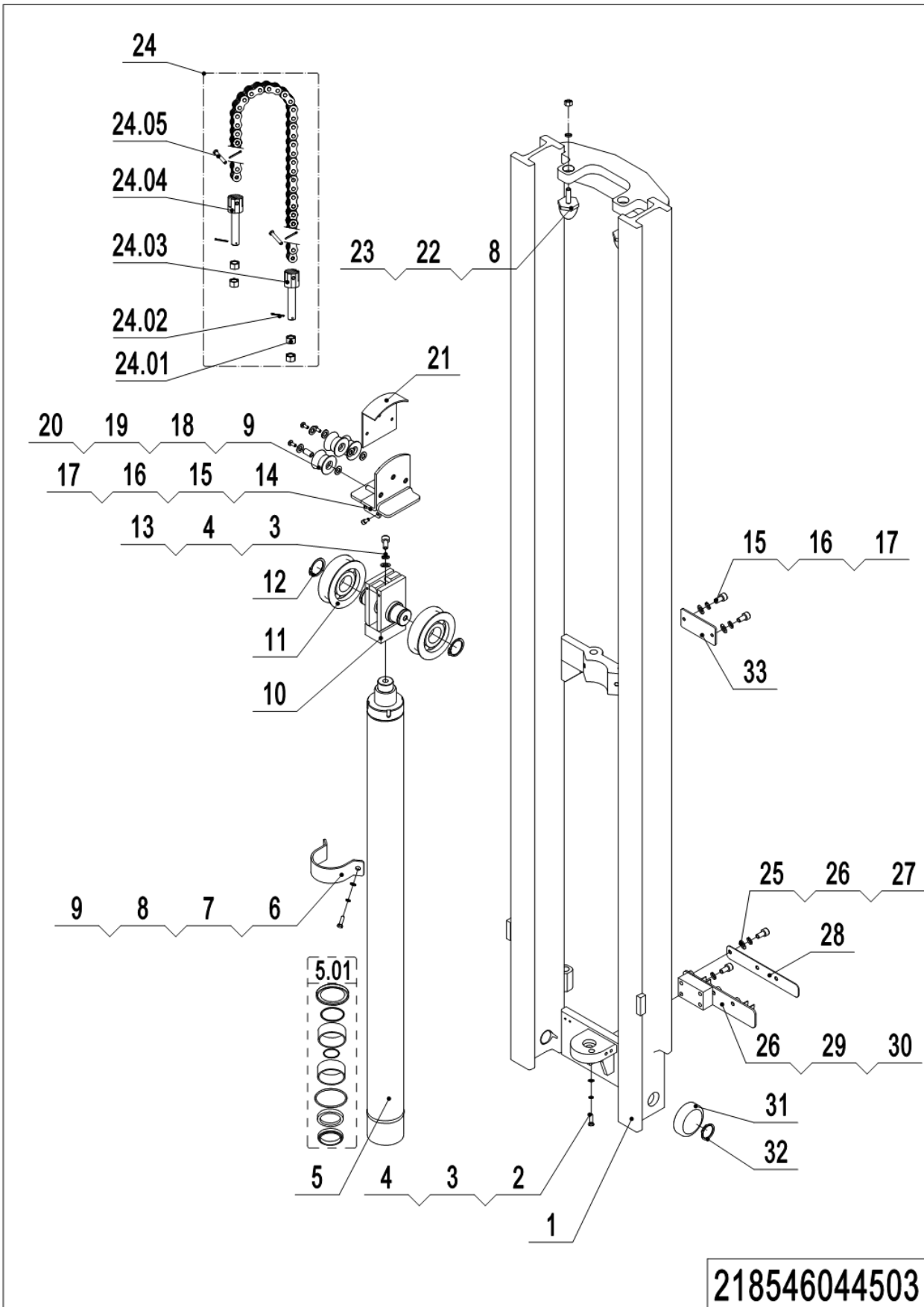


1= Supply as package. 2= Supply with constraints. 3= Phasing-out supply. 4= Supply as assembly. 5= Check other tables.

## 02 Middle Mast of Triplex Mast (CBT15) (218546044502) Continuation

No.	Item Code	Mark	Item Description	Qty.	Substitute	Note
20	910401300011	2	Circlip	1		With Side Shifter
21	910700200019	2	Bearing	2		With Side Shifter
22	218544520046	2	Pulley	1		With Side Shifter
23	940200300033	2	Compound Roller	2		Φ79.40
23	940200300048	2	Compound Roller	2		Φ79.10
23	940200300047	2	Compound Roller	2		Φ78.80
24	910401300018	2	Circlip	2		

### 03 Inner Mast of Triplex Mast (CBT15) (218546044503)

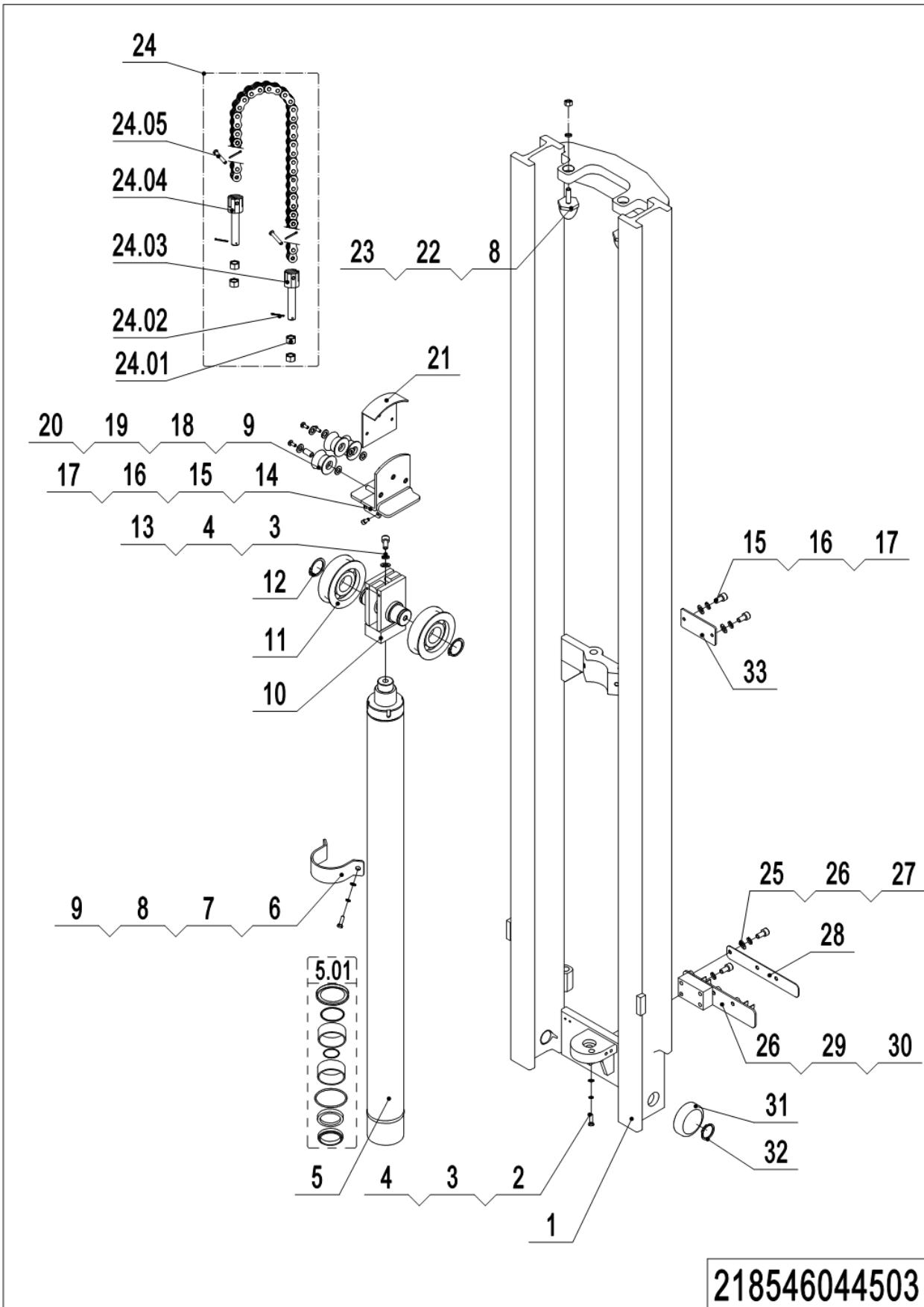


1= Supply as package. 2= Supply with constraints. 3= Phasing-out supply. 4= Supply as assembly. 5= Check other tables.

## 03 Inner Mast of Triplex Mast (CBT15) (218546044503)

No.	Item Code	Mark	Item Description	Qty.	Substitute	Note
1	218544510028	2	Inner Mast	1		6200
1	218544510029	2	Inner Mast	1		5720
1	218544510030	2	Inner Mast	1		5260
1	218544510031	2	Inner Mast	1		4000
1	218544510045	2	Inner Mast	1		4810
2	910100200005	2	Bolt	1		
3	910400500008	1	Spring Washer	2		
4	910400100008	1	Flat Washer	2		
5	218544510000	2	Cylinder	1		6200
5	218544510001	2	Cylinder	1		5720
5	218544510002	2	Cylinder	1		5260
5	218544510003	2	Cylinder	1		4000
5	218544510004	2	Cylinder	1		4810
5.01	218598510101	2	Seal Kit	1		JX
5.01	218598510111	2	Seal Kit	1		YL
6	212144520068	2	Fixing Plate	1		
7	910200300028	1	Screw	2		
8	910400500007	1	Spring Washer	4		
9	910400100007	1	Flat Washer	8		
10	212144510049	2	Yoke	1		
11	940200500001	2	Sprocket Bearing	2		
12	910401300020	2	Circlip	2		
13	910200200099	1	Screw	1		
14	218544510107	2	Baffle	1		Without Side Shifter
14	218544510100	2	Cover	1		With Side Shifter
15	910200200035	1	Screw	4		
16	910400500005	2	Spring Washer	4		
17	910400100005	2	Flat Washer	4		
18	218544520048	2	Pulley	3		With Side Shifter
19	940500100079	2	Bushing	6		With Side Shifter

03 Inner Mast of Triplex Mast (CBT15) (218546044503) Continuation



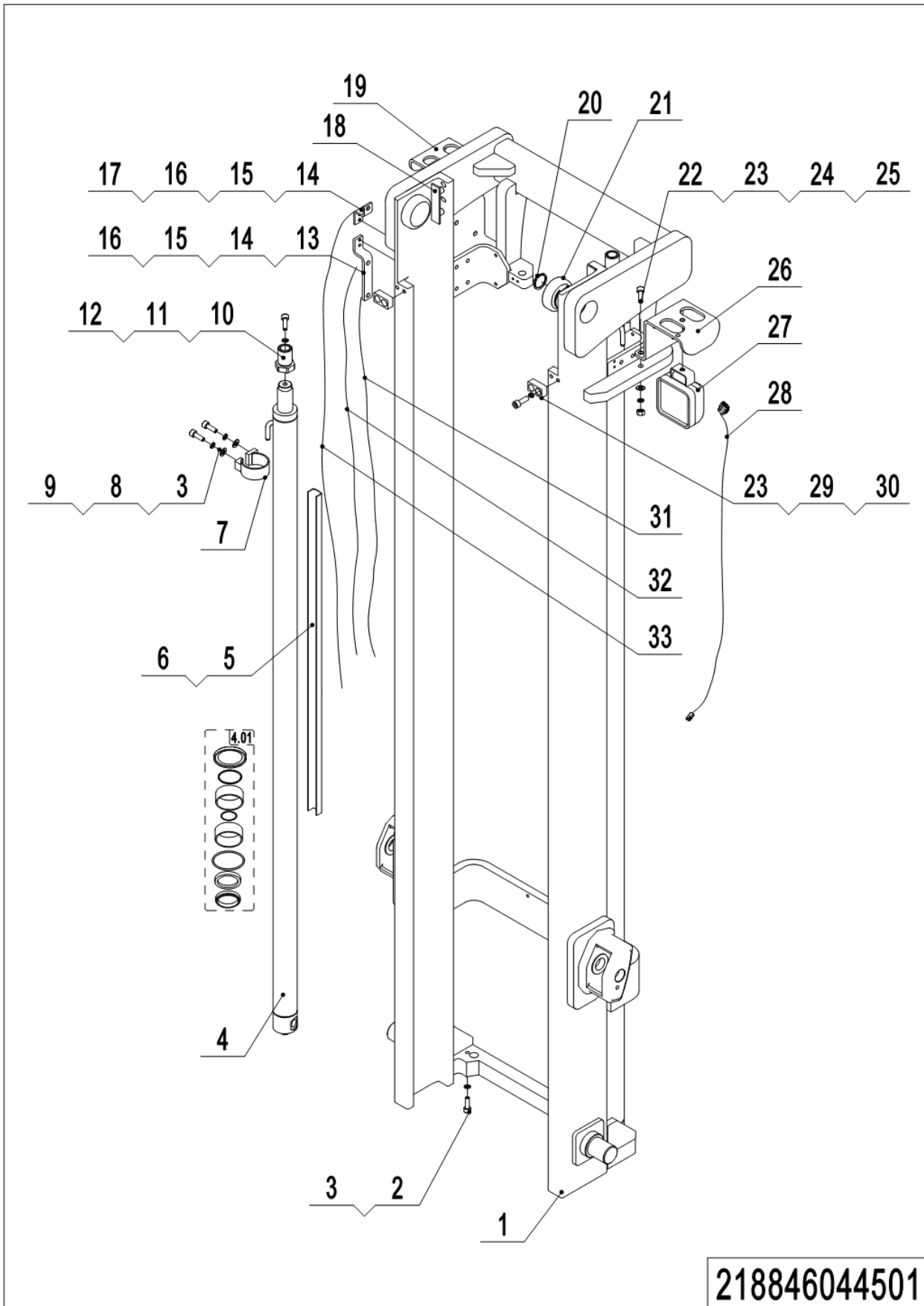
1= Supply as package. 2= Supply with constraints. 3= Phasing-out supply. 4= Supply as assembly. 5= Check other tables.

## 03 Inner Mast of Triplex Mast (CBT15) (218546044503) Continuation

No.	Item Code	Mark	Item Description	Qty.	Substitute	Note
20	910200200035	1	Screw	3		
21	218544510101	2	Cover	1		With Side Shifter
22	212144520242	2	Crash Pad	2		
23	910300500005	1	Nut	2		
24	218544510036	2	Chain	2		6200
24	218544510037	2	Chain	2		5720
24	218544510038	2	Chain	2		5260
24	218544510039	2	Chain	2		4000
24	218544510047	2	Chain	2		4810
24.01	910300200008	1	Nut	8		
24.02	910600600030	2	Cotter Pin	8		
24.03	251244020121	1	Chain Bolt	2		
24.04	941300100012	1	Chain Bolt	2		
24.05	941100800008	2	Pin	4		
25	910200300024	1	Screw	3		With Side Shifter
26	910400500006	1	Spring Washer	7		With Side Shifter
27	910400100006	1	Flat Washer	3		With Side Shifter
28	218544520034	2	Fixing Plate	1		With Side Shifter
29	218544510102	2	Fixing Mount	1		With Side Shifter
30	910200300026	1	Screw	4		With Side Shifter
31	940200300033	2	Compound Roller	2		Φ79.40
31	940200300048	2	Compound Roller	2		Φ79.10
31	940200300047	2	Compound Roller	2		Φ78.80
32	910401300018	2	Circlip	2		
33	212144520236	2	Press Plate	1		With Side Shifter



## 04 Outer Mast of Triplex Mast (CBT18) (218846044501)

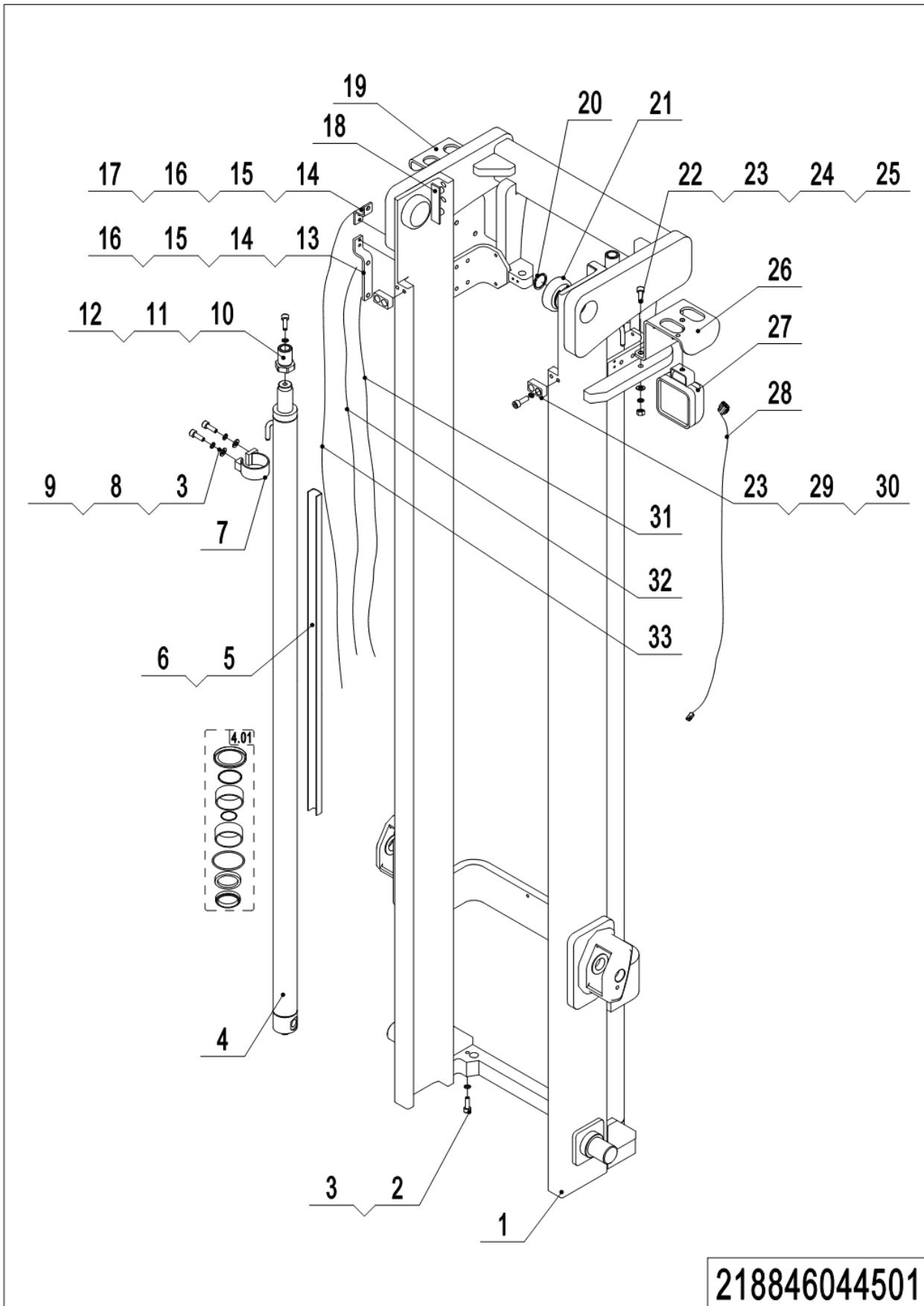


218846044501

## 04 Outer Mast of Triplex Mast (CBT18) (218846044501)

No.	Item Code	Mark	Item Description	Qty.	Substitute	Note
1	218844510000	2	Outer Mast	1		6200
1	218844510001	2	Outer Mast	1		5720
1	218844510002	2	Outer Mast	1		5260
1	218844510003	2	Outer Mast	1		4000
1	218844510012	2	Outer Mast	1		4810
2	910200200060	1	Screw	2		
3	910400500006	1	Spring Washer	6		
4	218544510010	2	Cylinder	2		6200
4	218544510011	2	Cylinder	2		5720
4	218544510012	2	Cylinder	2		5260
4	218544510013	2	Cylinder	2		4000
4	218544510014	2	Cylinder	2		4810
4.01	218598510100		Seal Kit	2		JX
4.01	218598510110		Seal Kit	2		YL
5	218544520126	2	Cover	2		
6	911000600007	2	Hose Clamp	6		
7	218544510106	2	Fixing Base	2		
8	910200200058	1	Screw	4		
9	910400100006	1	Flat Washer	4		
10	212144520060	2	Barrel	2		
11	910200200101	1	Screw	2		
12	910400500008	1	Spring Washer	2		
13	218844520016	2	Mounting Plate	1		
14	910200200035	1	Screw	4		
15	910400500005	1	Spring Washer	4		
16	910400100005	1	Flat Washer	4		
17	218844520015	2	Mounting Plate	1		
18	255044020131	2	Subplate	2		
19	218544520055	2	Mounting Plate	1		
20	910401300026	2	Circlip	2		
21	940200300012	2	Compound Roller	2		Φ110

## 04 Outer Mast of Triplex Mast (CBT18) (218846044501) Continuation

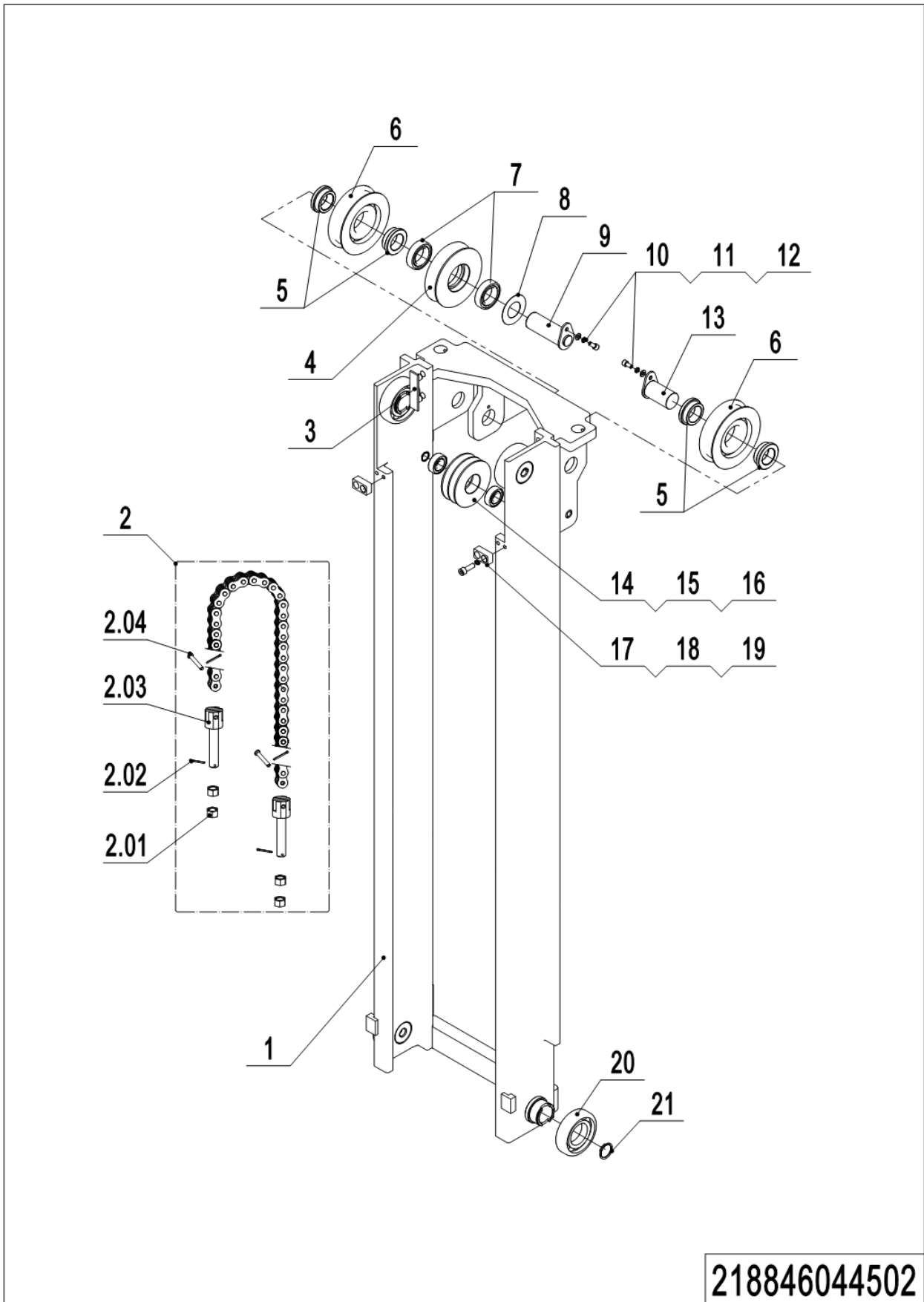


1= Supply as package. 2= Supply with constraints. 3= Phasing-out supply. 4= Supply as assembly. 5= Check other tables.

## 04 Outer Mast of Triplex Mast (CBT18) (218846044501) Continuation

No.	Item Code	Mark	Item Description	Qty.	Substitute	Note
21	940200300024	2	Compound Roller	2		Φ109.6
22	910200200080	1	Screw	4		
23	910400500007	1	Spring Washer	8		
24	910400100007	1	Flat Washer	4		
25	910300100007	1	Nut	4		
26	218544520054	2	Mounting Plate	1		
27	922000100058	2	Lamp	2		
28	218533010021	2	Wire Harness	2		
29	218844520013	2	Stop Block	2		
30	910200200076	1	Screw	4		
31	218833010018	2	Switch	1		
32	218833010017	2	Switch	1		
33	218533010016	2	Switch	1		

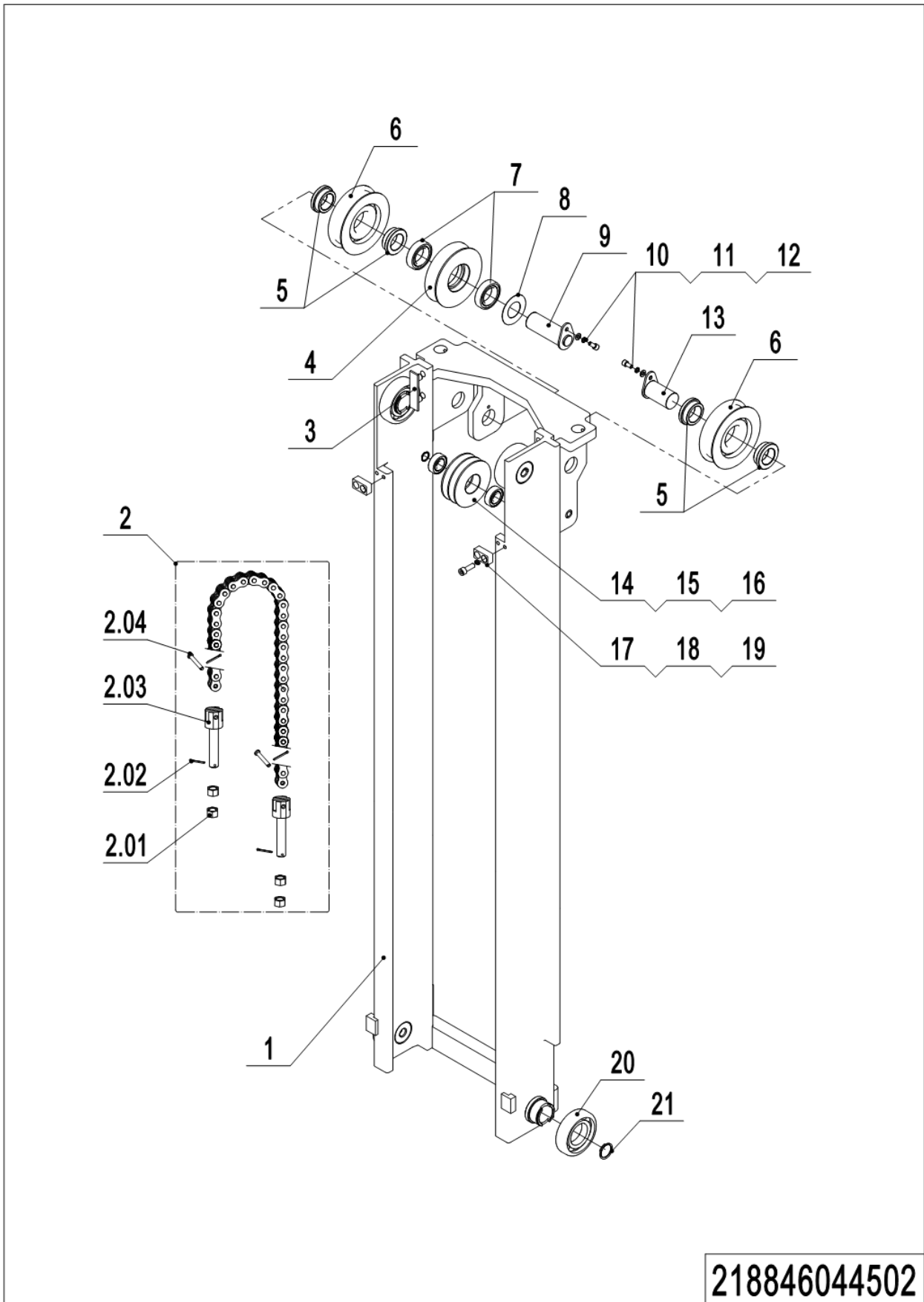
## 05 Middle Mast of Triplex Mast (CBT18) (218846044502)



## 05 Middle Mast of Triplex Mast (CBT18) (218846044502)

No.	Item Code	Mark	Item Description	Qty.	Substitute	Note
1	218844510004	2	Middle Mast	1		6200
1	218844510005	2	Middle Mast	1		5720
1	218844510006	2	Middle Mast	1		5260
1	218844510007	2	Middle Mast	1		4000
1	218844510013	2	Middle Mast	1		4810
2	218544510032	2	Chain	2		6200
2	218544510033	2	Chain	2		5720
2	218544510034	2	Chain	2		5260
2	218544510035	2	Chain	2		4000
2	218544510046	2	Chain	2		4810
2.01	910300200008	2	Nut	8		
2.02	910600600030	1	Cotter Pin	8		
2.03	941300100012	2	Chain Bolt	4		
2.04	941100800008	2	Pin	4		
3	255044020131	2	Subplate	2		
4	218544520047	2	Pulley	1		
5	218544520043	2	Bushing	4		
6	940200500006	2	Sprocket Bearing	2		
7	910700200008	2	Bearing	2		
8	218544520050	2	Washer	1		
9	218544510104	2	Pin	1		
10	910200200055	2	Screw	2		
11	910400500006	1	Spring Washer	2		
12	910400100006	1	Flat Washer	2		
13	218544510103	2	Pin	1		
14	910401300011	2	Circlip	1		With Side Shifter
15	910700200019	2	Bearing	2		With Side Shifter
16	218544520046	2	Pulley	1		With Side Shifter
17	218844520013	2	Stop Block	2		
18	910200200076	1	Screw	4		
19	910400500007	1	Spring Washer	4		

## 05 Middle Mast of Triplex Mast (CBT18) (218846044502) Continuation



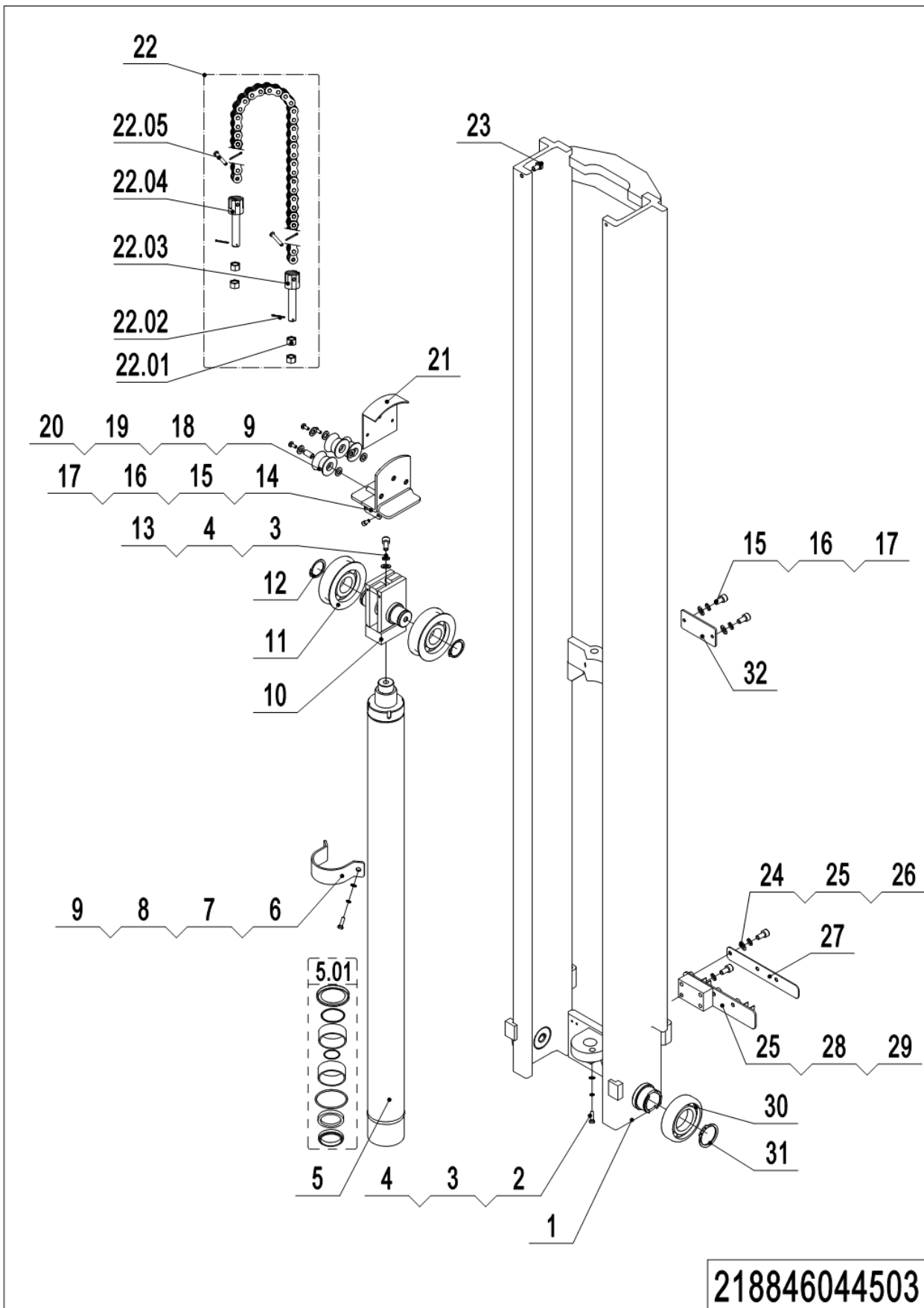
---

**05 Middle Mast of Triplex Mast (CBT18) (218846044502) Continuation**

<b>No.</b>	<b>Item Code</b>	<b>Mark</b>	<b>Item Description</b>	<b>Qty.</b>	<b>Substitute</b>	<b>Note</b>
20	940200300012	2	Compound Roller	4		Φ110
20	940200300024	2	Compound Roller	4		Φ109.6
21	910401300026	1	Circlip	4		



**06 Inner Mast of Triplex Mast (CBT18) (218846044503)**

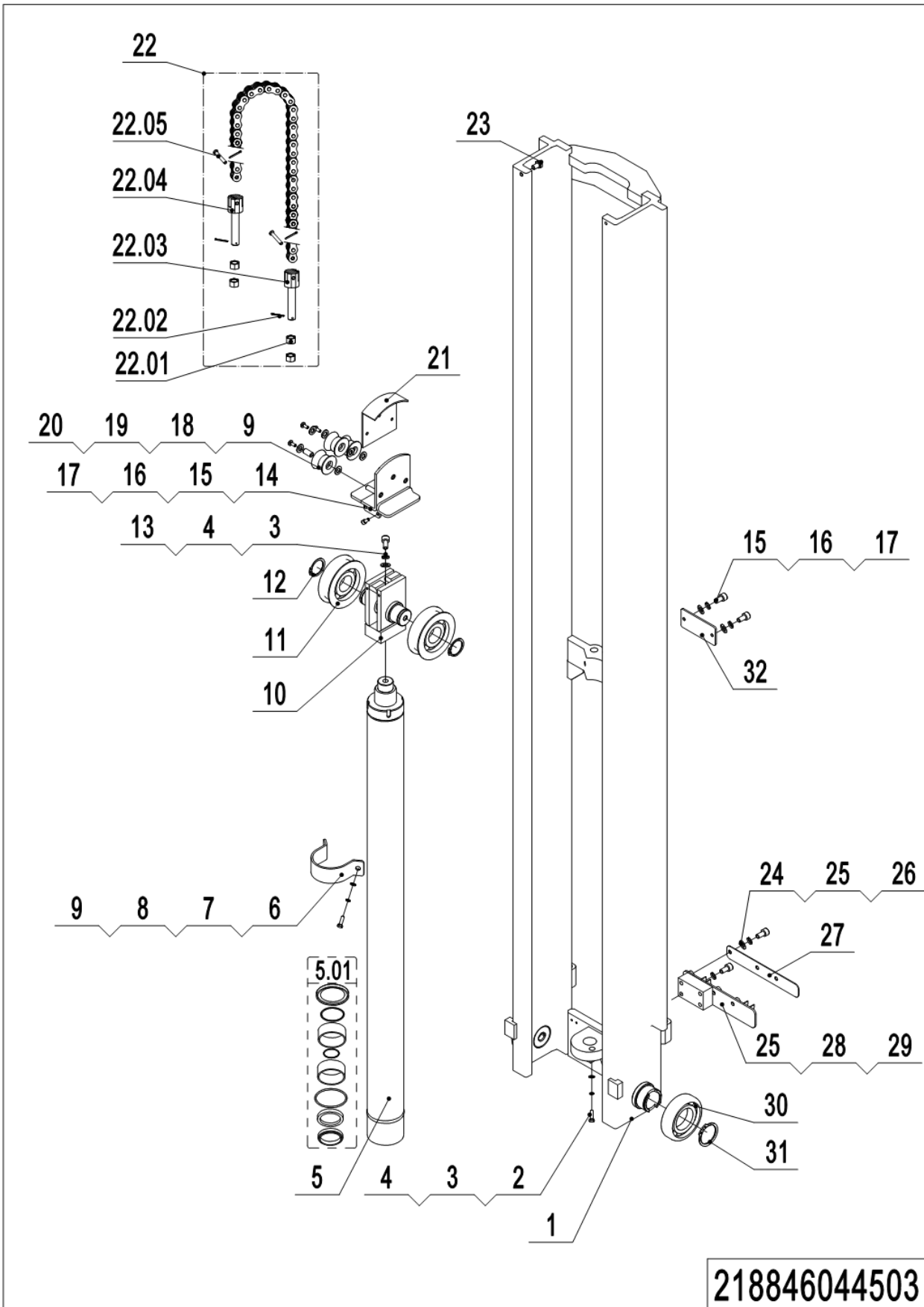


1= Supply as package. 2= Supply with constraints. 3= Phasing-out supply. 4= Supply as assembly. 5= Check other tables.

## 06 Inner Mast of Triplex Mast (CBT18) (218846044503)

No.	Item Code	Mark	Item Description	Qty.	Substitute	Note
1	218844510008	2	Inner Mast	1		6200
1	218844510009	2	Inner Mast	1		5720
1	218844510010	2	Inner Mast	1		5260
1	218844510011	2	Inner Mast	1		4000
1	218844510014	2	Inner Mast	1		4810
2	910100200005	2	Bolt	1		
3	910400500008	1	Spring Washer	2		
4	910400100008	1	Flat Washer	2		
5	218544510000	2	Cylinder	1		6200
5	218544510001	2	Cylinder	1		5720
5	218544510002	2	Cylinder	1		5260
5	218544510003	2	Cylinder	1		4000
5	218544510004	2	Cylinder	1		4810
5.01	218598510101	2	Seal Kit	1		JX
5.01	218598510111	2	Seal Kit	1		YL
6	212144520068	2	Fixing Plate	1		
7	910200300028	1	Screw	2		
8	910400500007	1	Spring Washer	4		
9	910400100007	1	Flat Washer	8		
10	212144510049	2	Yoke	1		
11	940200500001	2	Sprocket Bearing	2		
12	910401300020	2	Circlip	2		
13	910200200099	1	Screw	1		
14	218544510107	2	Baffle	1		Without Side Shifter
14	218544510100	2	Cover	1		With Side Shifter
15	910200200035	1	Screw	4		
16	910400500005	2	Spring Washer	4		
17	910400100005	2	Flat Washer	4		
18	218544520048	2	Pulley	3		With Side Shifter
19	940500100079	2	Bushing	6		With Side Shifter

**06 Inner Mast of Triplex Mast (CBT18) (218846044503) Continuation**

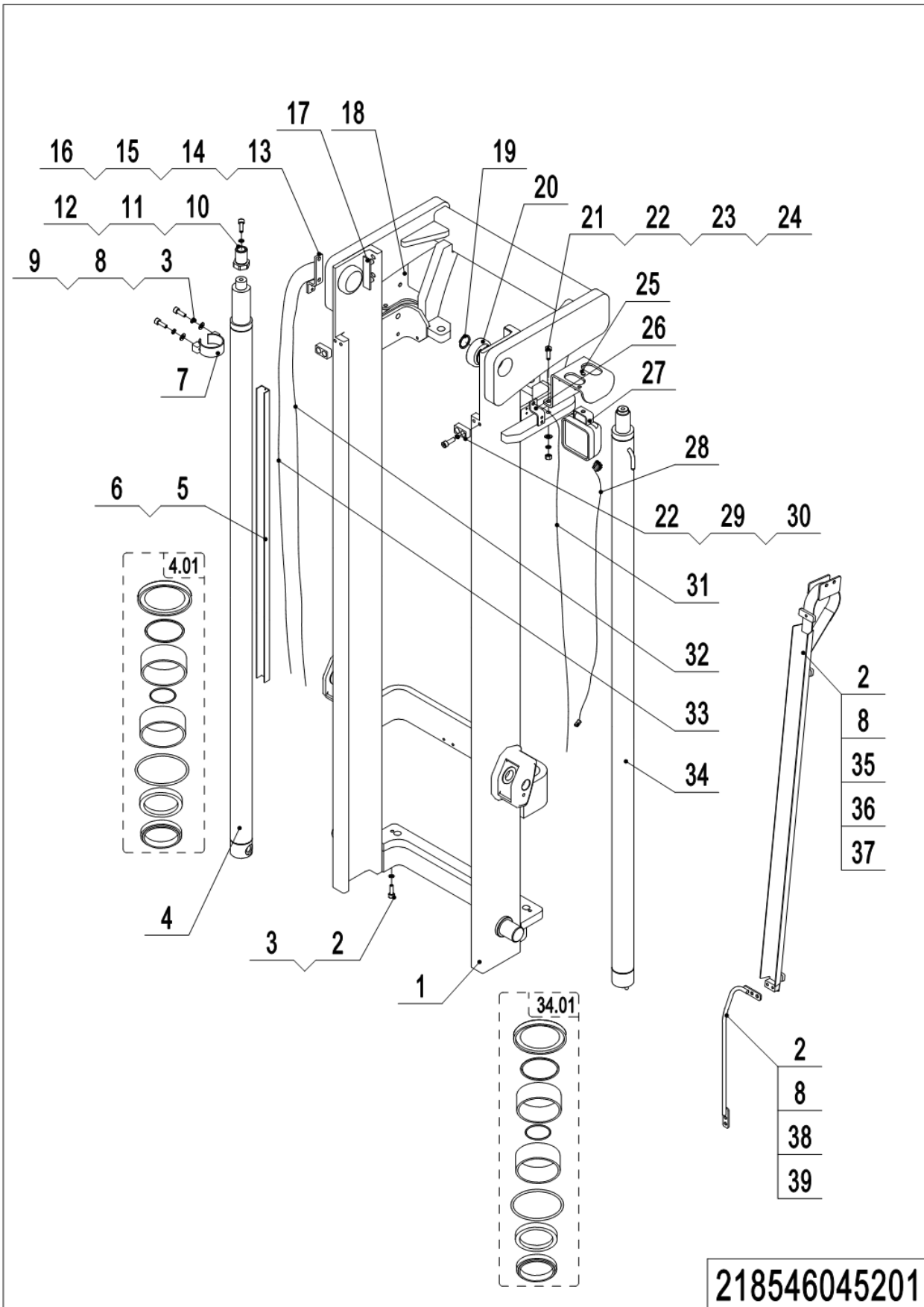


1= Supply as package. 2= Supply with constraints. 3= Phasing-out supply. 4= Supply as assembly. 5= Check other tables.

## 06 Inner Mast of Triplex Mast (CBT18) (218846044503) Continuation

No.	Item Code	Mark	Item Description	Qty.	Substitute	Note
20	910200200035	1	Screw	3		
21	218544510101	2	Cover	1		With Side Shifter
22	218544510036	2	Chain	2		6200
22	218544510037	2	Chain	2		5720
22	218544510038	2	Chain	2		5260
22	218544510039	2	Chain	2		4000
22	218544510047	2	Chain	2		4810
22.01	910300200008	1	Nut	8		
22.02	910600600030	2	Cotter Pin	8		
22.03	251244020121	1	Chain Bolt	2		
22.04	941300100012	1	Chain Bolt	2		
22.05	941100800008	2	Pin	4		
23	910100300034	1	Bolt	2		
24	910200300024	1	Screw	3		With Side Shifter
25	910400500006	1	Spring Washer	7		With Side Shifter
26	910400100006	1	Flat Washer	3		With Side Shifter
27	218544520034	2	Fixing Plate	1		With Side Shifter
28	218544510102	2	Fixing Mount	1		With Side Shifter
29	910200300026	1	Screw	4		With Side Shifter
30	940200300012	2	Compound Roller	4		Φ110
30	940200300024	2	Compound Roller	4		Φ109.6
31	910401300026	1	Circlip	4		
32	212144520236	2	Press Plate	1		With Side Shifter

**07 Outer Mast of Quad Mast (218546045201)**

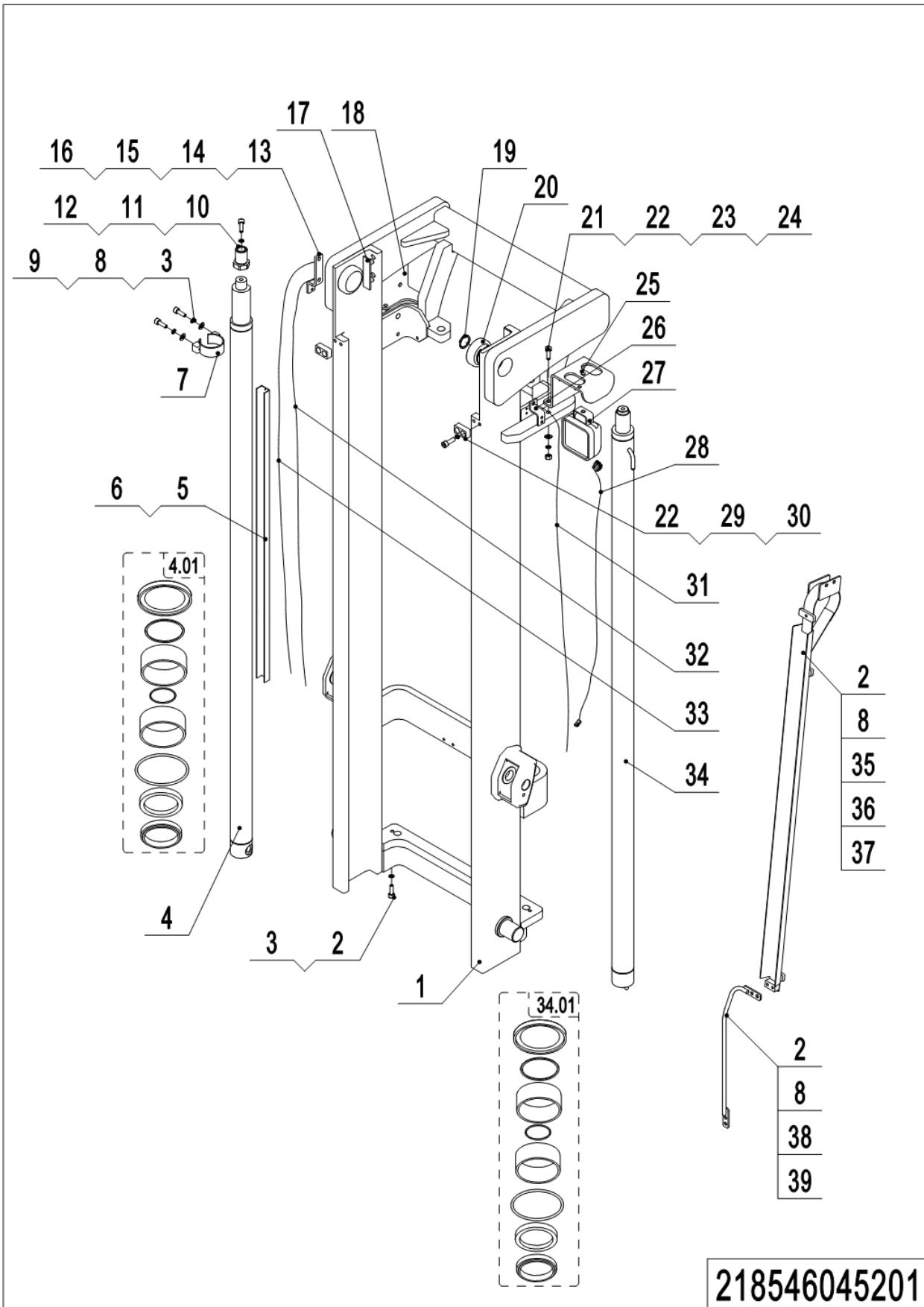


1= Supply as package. 2= Supply with constraints. 3= Phasing-out supply. 4= Supply as assembly. 5= Check other tables.

## 07 Outer Mast of Quad Mast (218546045201)

No.	Item Code	Mark	Item Description	Qty.	Substitute	Note
1	218545210030	2	Outer Mast	1		7000
1	218545210031	2	Outer Mast	1		6500
1	218545210032	2	Outer Mast	1		6000
2	910200200058	1	Screw	2		
3	910400500006	1	Spring Washer	6		
4	218545210020	2	Cylinder	1		7000
4	218545210021	2	Cylinder	1		6500
4	218545210022	2	Cylinder	1		6000
4.01	218598510112		Seal Kit	1		YL
5	218544520126	2	Cover	2		
6	911000600007	2	Hose Clamp	6		
7	218545210103	2	Fixing Base	2		With Side Shifter
8	910200200058	1	Screw	4		
9	910400100006	1	Flat Washer	4		
10	212144520060	2	Barrel	2		
11	910200200101	1	Screw	2		
12	910400500008	1	Spring Washer	2		
13	218545220046	2	Mounting Plate	1		
14	910200200035	1	Screw	4		
15	910400500005	1	Spring Washer	4		
16	910400100005	1	Flat Washer	4		
17	255044020131	2	Subplate	2		
18	218544520055	2	Mounting Plate	1		
19	910401300026	2	Circlip	2		
20	940200300012	2	Compound Roller	2		Φ110
20	940200300024	2	Compound Roller	2		Φ109.6
21	910200200080	1	Screw	4		
22	910400500007	1	Spring Washer	8		
23	910400100007	1	Flat Washer	4		
24	910300100007	1	Nut	4		
25	218544520054	2	Mounting Plate	1		

07 Outer Mast of Quad Mast (218546045201) Continuation



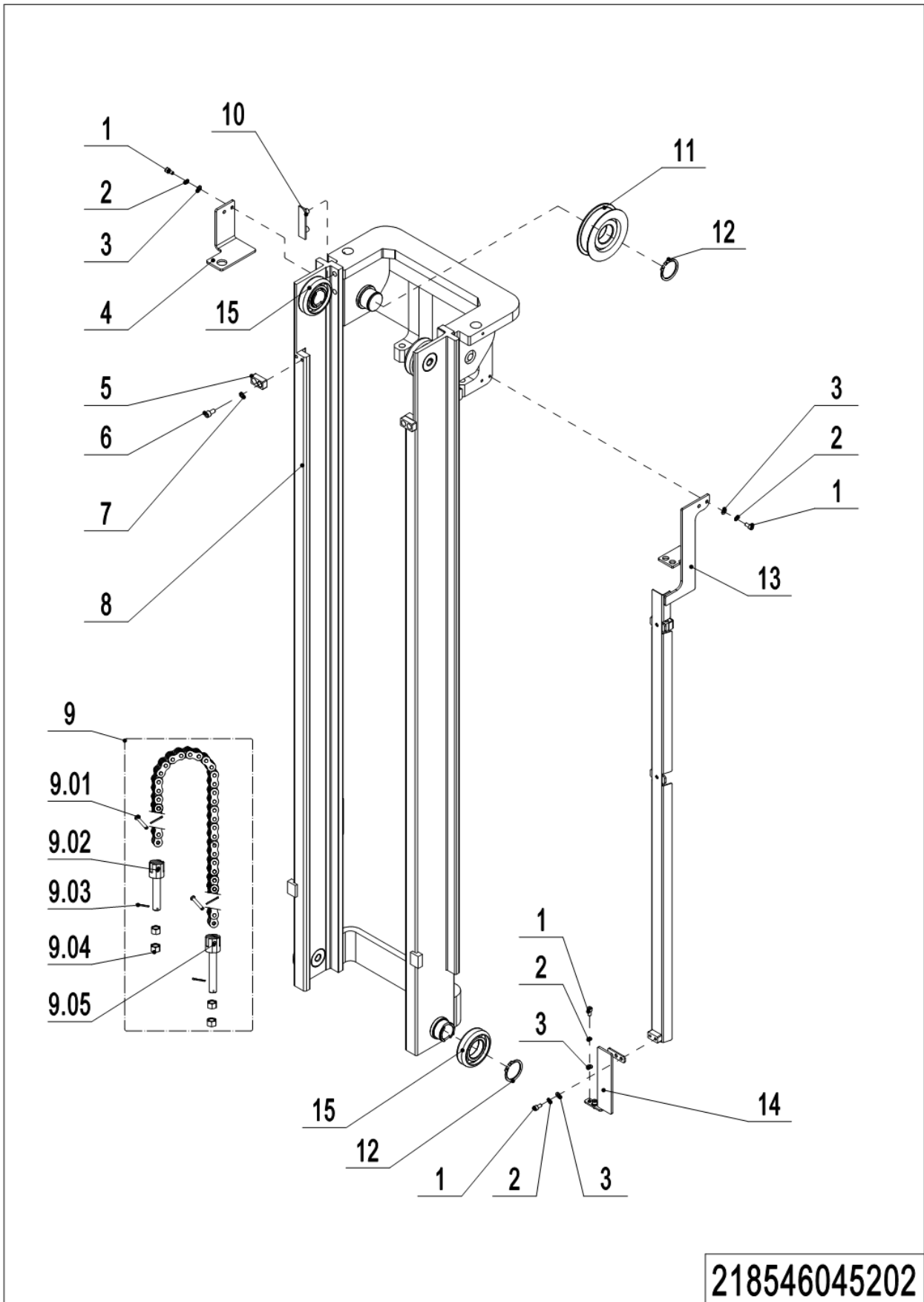
1= Supply as package. 2= Supply with constraints. 3= Phasing-out supply. 4= Supply as assembly. 5= Check other tables.

## 07 Outer Mast of Quad Mast (218546045201) Continuation

No.	Item Code	Mark	Item Description	Qty.	Substitute	Note
26	218545220047	2	Mounting Plate	1		
27	922000100058	2	Lamp	2		
28	218533010021	2	Wire Harness	2		
29	218844520013	2	Stop Block	2		
30	910200200076	1	Screw	4		
31	218533010029	2	Switch	1		
32	218533010028	2	Switch	1		
33	218533010027	2	Switch	1		
34	218545210010	2	Cylinder	1		7000
34	218545210011	2	Cylinder	1		6500
34	218545210012	2	Cylinder	1		6000
34.01	218598510113		Seal Kit	1		YL
35	218545210042	2	Fixing Mount	1		7000 ,with Side Shifter
35	218545210043	2	Fixing Mount	1		6500 ,with Side Shifter
35	218545210044	2	Fixing Mount	1		6000 ,with Side Shifter
36	910200200059	1	Screw	2		With Side Shifter
37	910300100006	1	Nut	2		With Side Shifter
38	218545210104	2	Bracket	1		With Side Shifter
39	910200200057	1	Screw	4		With Side Shifter



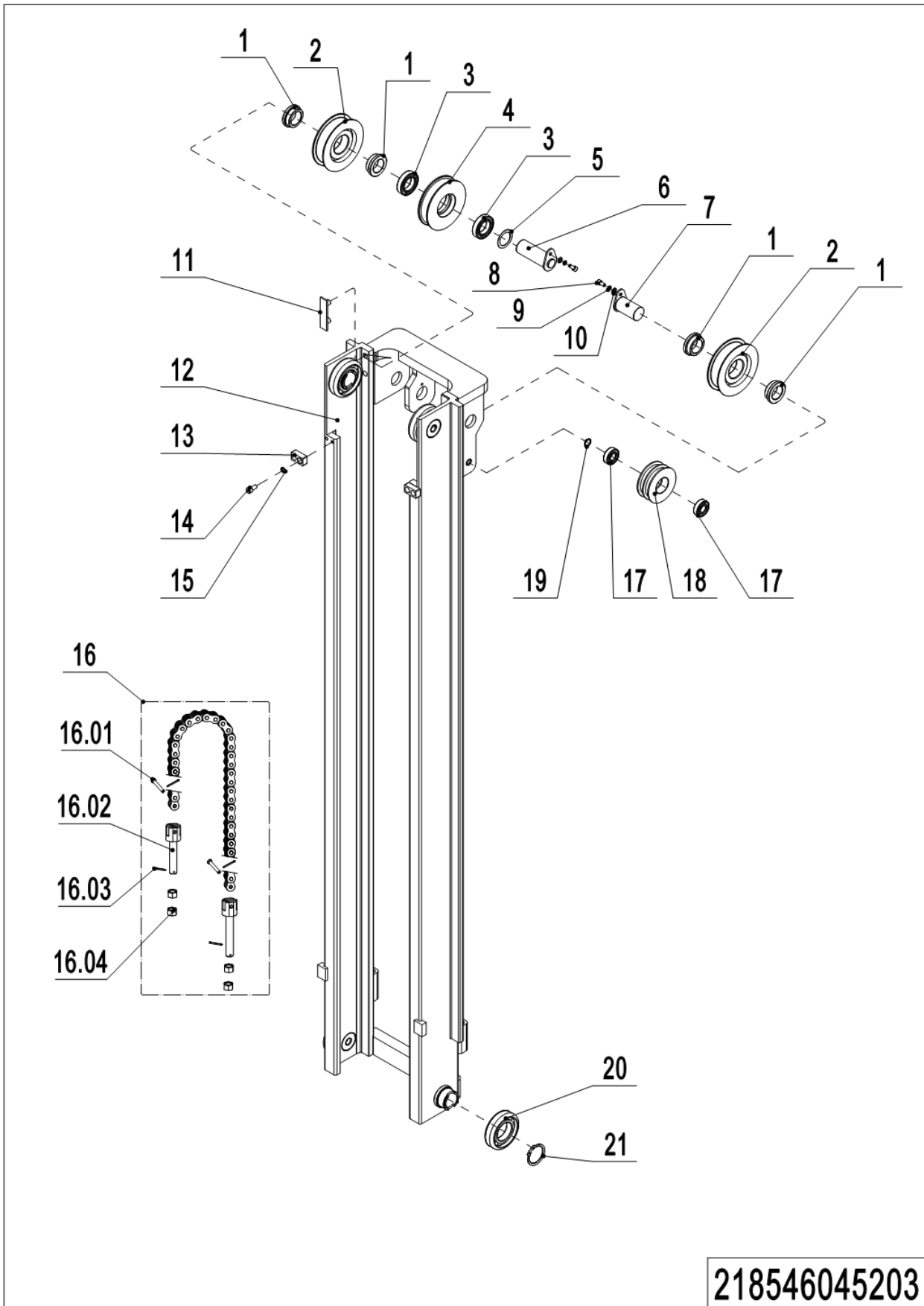
## 08 Middle Mast 1 of Quad Mast (218546045202)



## 08 Middle Mast 1 of Quad Mast (218546045202)

No.	Item Code	Mark	Item Description	Qty.	Substitute	Note
1	910200200055	1	Screw	8		
2	910400500006	1	Spring Washer	8		
3	910400100006	1	Flat Washer	8		
4	218545220048	2	Fixing Plate	1		
5	218844520013	2	Stop Block	2		
6	910200200075	1	Screw	4		
7	910400500007	1	Spring Washer	4		
8	218545210033	2	Middle Mast 1	1		7000
8	218545210034	2	Middle Mast 1	1		6500
8	218545210035	2	Middle Mast 1	1		6000
9	218545210048	2	Chain	2		7000
9	218545210049	2	Chain	2		6500
9	218545210050	2	Chain	2		6000
9.01	263044020044	1	Pin	4		
9.02	254044020064	2	Chain Bolt	2		
9.03	910600600030	1	Cotter Pin	8		
9.04	910300200005	1	Nut	8		
9.05	254044020062	2	Chain Bolt	2		
10	255044020131	2	Subplate	2		
11	940200500006	2	Sprocket Bearing	2		
12	910401300026	1	Circlip	6		
13	218545210045	2	Fixing Mount	1		7000, with Side Shifter
13	218545210046	2	Fixing Mount	1		6500, with Side Shifter
13	218545210047	2	Fixing Mount	1		6000, with Side Shifter
14	218545210105	2	Bracket	1		With Side Shifter
15	940200300012	2	Compound Roller	4		Φ110
15	940200300024	2	Compound Roller	4		Φ109.6

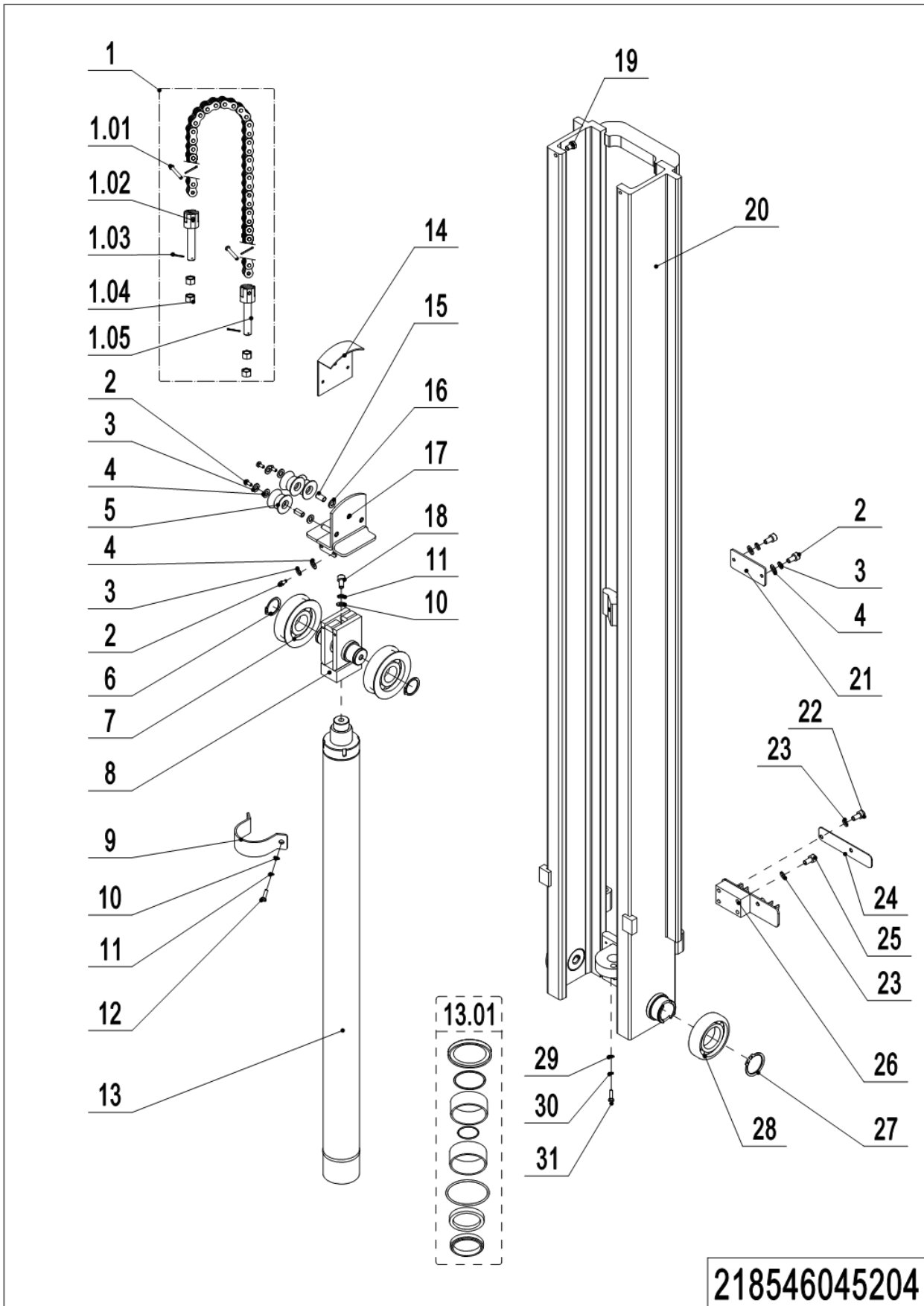
### 09 Middle Mast 2 of Quad Mast (218546045203)



## 09 Middle Mast 2 of Quad Mast (218546045203)

No.	Item Code	Mark	Item Description	Qty.	Substitute	Note
1	218544520043	2	Bushing	4		
2	940200500006	2	Sprocket Bearing	2		
3	910700200008	2	Bearing	2		
4	218544520047	2	Pulley	1		
5	218544520050	2	Washer	1		
6	218544510104	2	Pin	1		
7	218544510103	2	Pin	1		
8	910200200055	1	Screw	2		
9	910400500006	1	Spring Washer	2		
10	910400100006	1	Flat Washer	2		
11	255044020131	2	Subplate	2		
12	218545210036	2	Middle Mast 2	1		7000
12	218545210037	2	Middle Mast 2	1		6500
12	218545210038	2	Middle Mast 2	1		6000
13	218844520013	2	Stop Block	2		
14	910200200075	1	Screw	4		
15	910400500007	1	Spring Washer	4		
16	218545210051	2	Chain	2		7000
16	218545210052	2	Chain	2		6500
16	218545210053	2	Chain	2		6000
16.01	941100800008	1	Pin	4		
16.02	941300100012	2	Chain Bolt	4		
16.03	910600600030	1	Cotter Pin	8		
16.04	910300200008	1	Nut	8		
17	910700200019	1	Bearing	2		With Side Shifter
18	218544520046	2	Pulley	1		With Side Shifter
19	910401300011	1	Circlip	1		With Side Shifter
20	940200300012	2	Compound Roller	4		Φ110
20	940200300024	2	Compound Roller	4		Φ109.6
21	910401300026	1	Circlip	4		

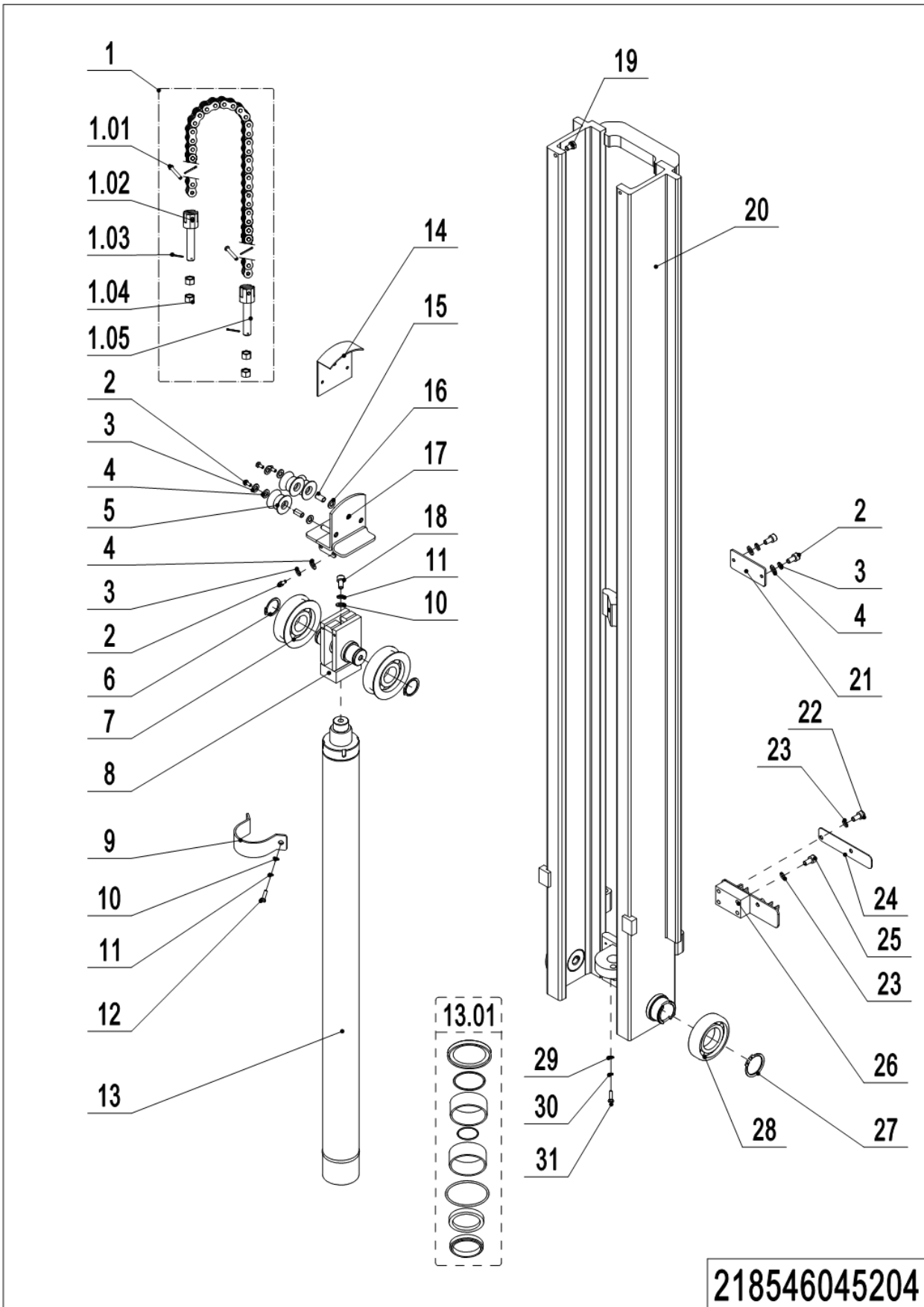
## 10 Inner Mast of Quad Mast (218546045204)



## 10 Inner Mast of Quad Mast (218546045204)

No.	Item Code	Mark	Item Description	Qty.	Substitute	Note
1	218545210054	2	Chain	2		7000
1	218545210055	2	Chain	2		6500
1	218545210056	2	Chain	2		6000
1.01	941100800008	1	Pin	4		
1.02	251244020101	2	Chain Bolt	2		
1.03	910600600030	1	Cotter Pin	8		
1.04	910300200008	1	Nut	8		
1.05	941300100012	2	Chain Bolt	2		
2	910200200035	1	Screw	7		
3	910400500005	1	Spring Washer	7		
4	910400100005	1	Flat Washer	7		
5	218544520048	2	Pulley	3		With Side Shifter
6	910401300020	1	Circlip	2		
7	940200500001	2	Sprocket Bearing	2		
8	218545210100	2	Yoke	1		
9	212144520068	2	Fixing Plate	1		
10	910400100007	1	Flat Washer	3		
11	910400500007	1	Spring Washer	3		
12	910200300028	1	Screw	2		
13	218545210000	2	Cylinder	1		7000
13	218545210001	2	Cylinder	1		6500
13	218545210002	2	Cylinder	1		6000
13.01	218598510114		Seal Kit	1		YL
14	218544510101	2	Cover	1		With Side Shifter
15	940500100079		Bushing	6		With Side Shifter
16	910400100007	1	Flat Washer	3		With Side Shifter
17	218545210107	2	Baffle	1		Without Side Shifter
17	218545210101	2	Cover	1		With Side Shifter
18	910200300022	1	Screw M8x30	1		
19	910100300034	1	Bolt	2		
20	218545210039	2	Inner Mast	1		7000

10 Inner Mast of Quad Mast (218546045204) Continuation



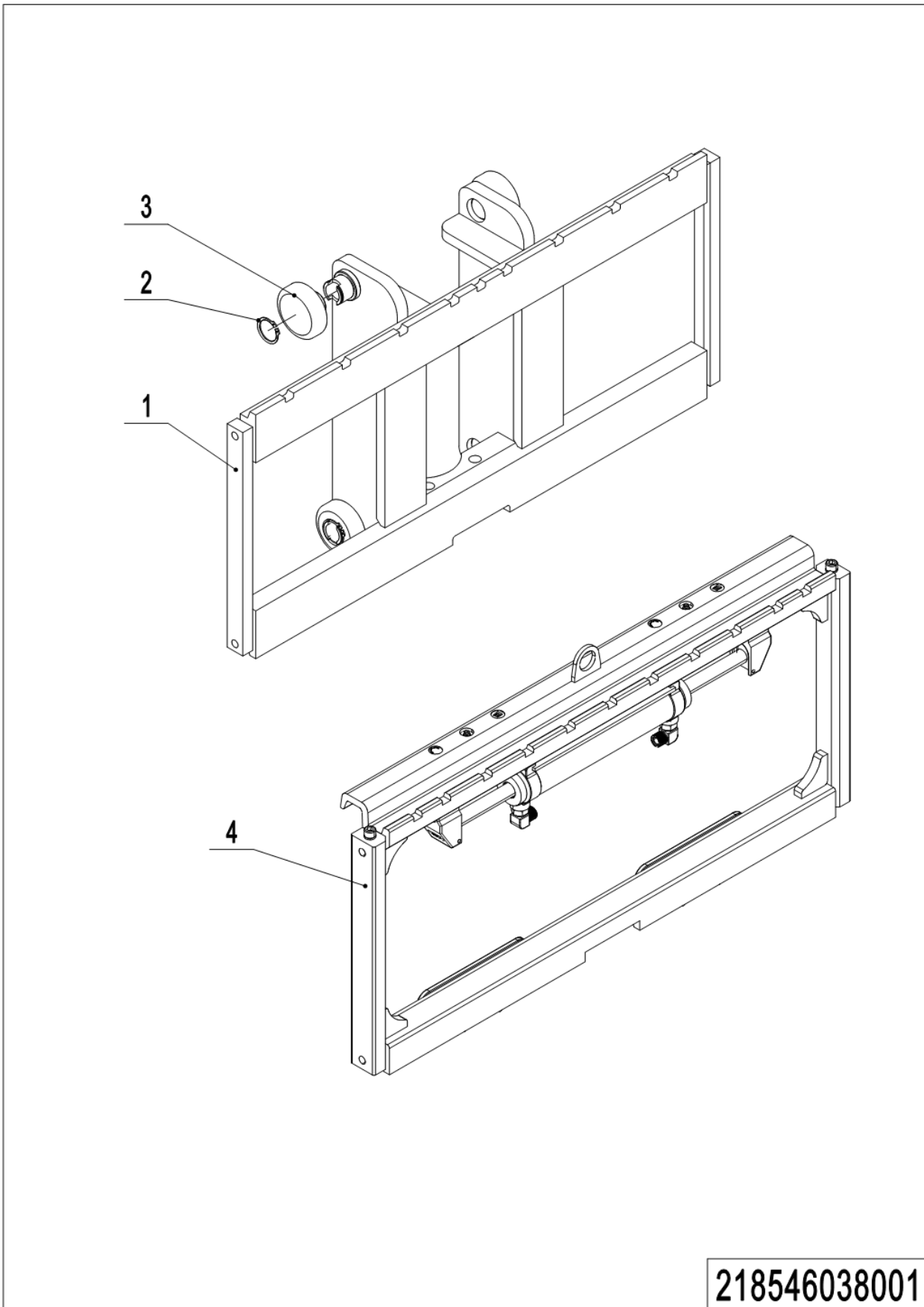
218546045204

1= Supply as package. 2= Supply with constraints. 3= Phasing-out supply. 4= Supply as assembly. 5= Check other tables.

## 10 Inner Mast of Quad Mast (218546045204) Continuation

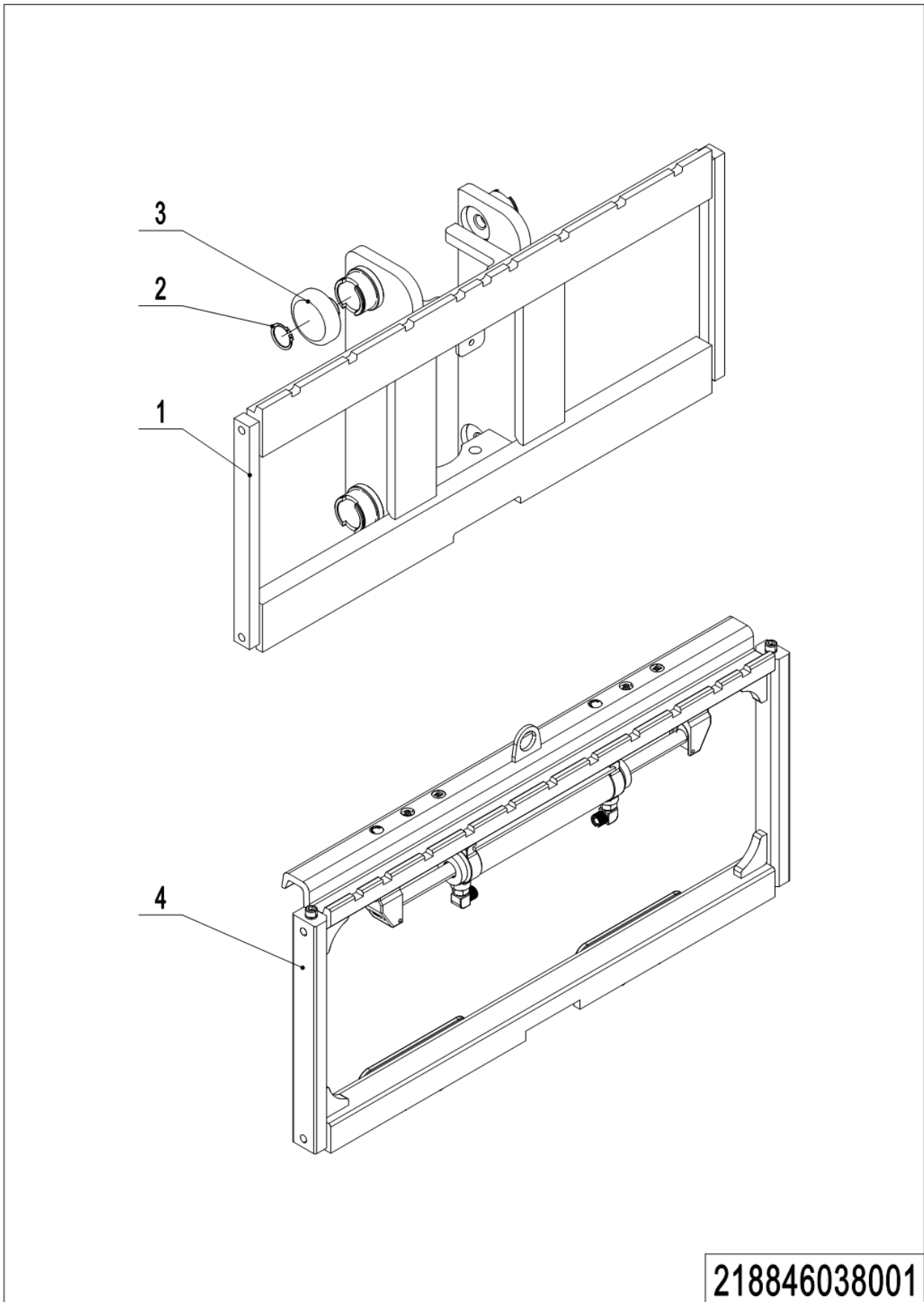
No.	Item Code	Mark	Item Description	Qty.	Substitute	Note
20	218545210040	2	Inner Mast	1		6500
20	218545210041	2	Inner Mast	1		6000
21	218545220049	2	Press Plate	1		With Side Shifter
22	910100300020	1	Bolt	2		With Side Shifter
23	910400500006	1	Spring Washer	6		With Side Shifter
24	218545220050	2	Close Plate	1		With Side Shifter
25	910200200058	1	Screw	4		With Side Shifter
26	218545210102	2	Fixing Mount	1		With Side Shifter
27	910401300026	1	Circlip	2		
28	940200300012	2	Compound Roller	2		Φ110
28	940200300024	2	Compound Roller	2		Φ109.6
29	910400100008	1	Flat Washer	1		
30	910400500008	1	Spring Washer	1		
31	910100200005	1	Bolt	1		



**11 Fork Carriage of Triplex Mast (CBT15) (218546038001)**

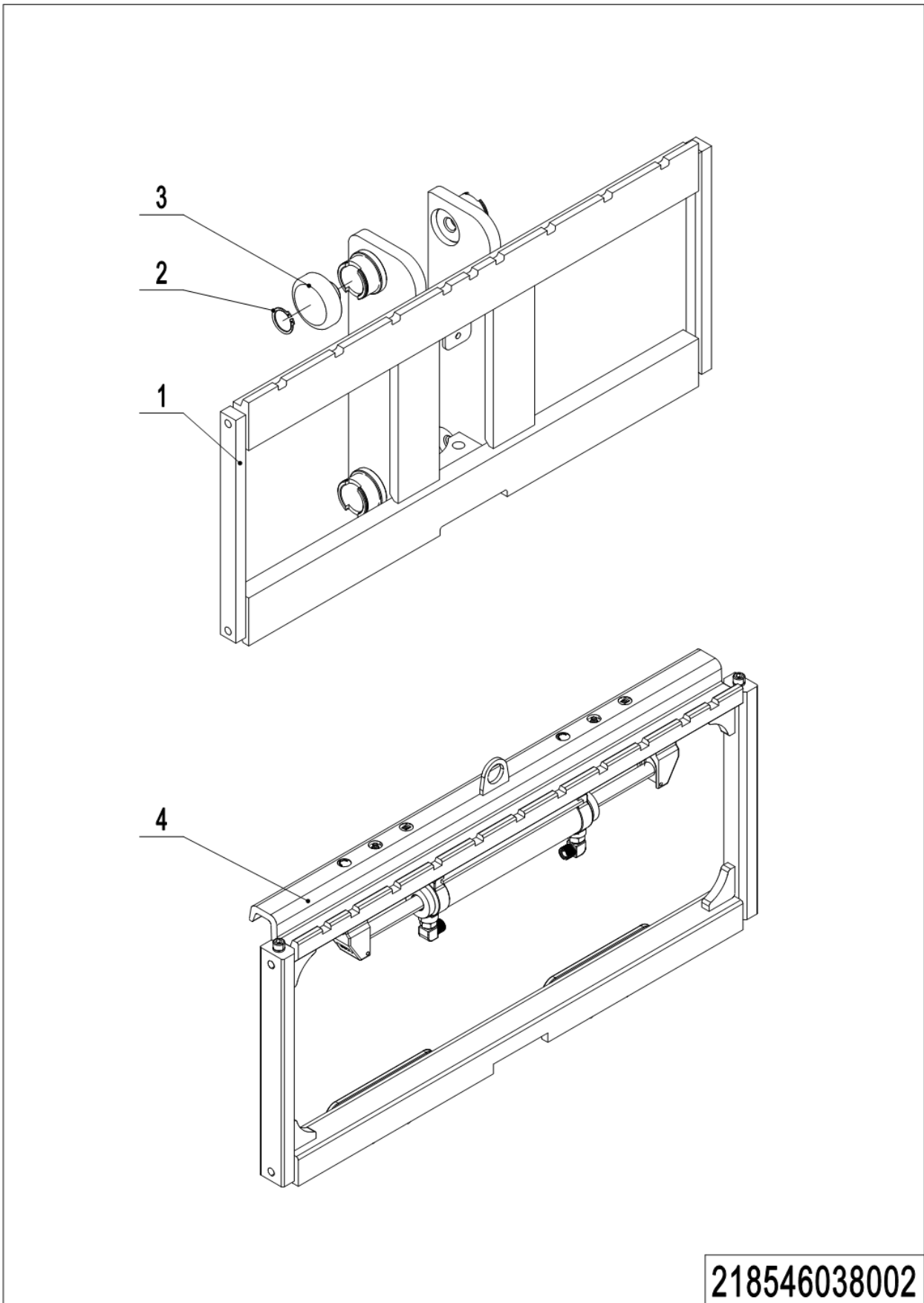
## 11 Fork Carriage of Triplex Mast (CBT15) (218546038001)

No.	Item Code	Mark	Item Description	Qty.	Substitute	Note
1	218538010000	2	Fork	1		
2	910401300018	1	Circlip	4		
3	940200300033	2	Compound Roller	4		Φ79.40
3	940200300048	2	Compound Roller	4		Φ79.10
3	940200300047	2	Compound Roller	4		Φ78.80
4	940100200014	2	Side Shifter	1		Optional

**12 Fork Carriage of Triplex Mast (CBT18) (218846038001)**

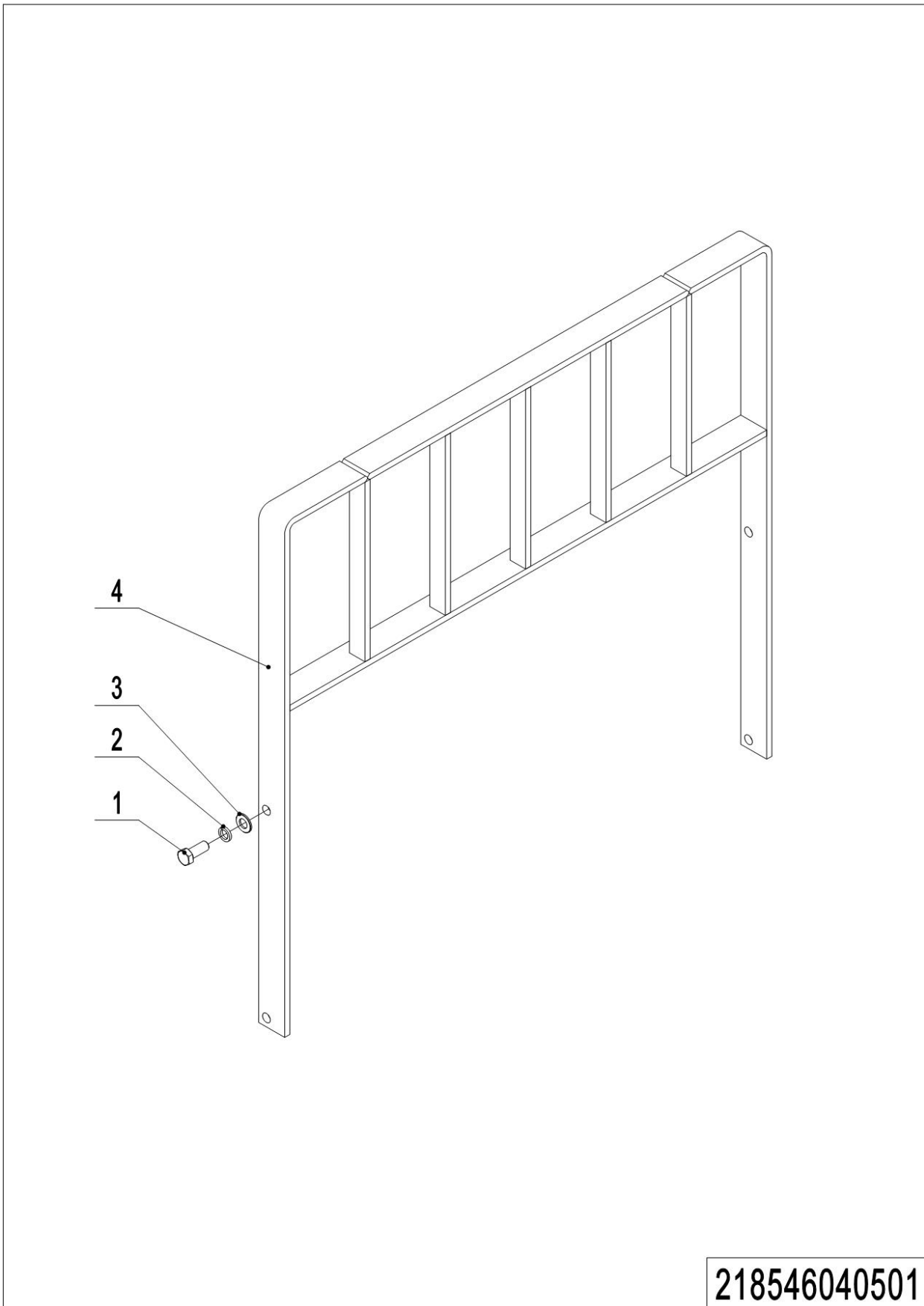
## 12 Fork Carriage of Triplex Mast (CBT18) (218846038001)

No.	Item Code	Mark	Item Description	Qty.	Substitute	Note
1	218838010000	2	Fork Bracket	1		
2	910401300026	1	Circlip	4		
3	940200300012	2	Compound Roller	4		Φ110
3	940200300024	2	Compound Roller	4		Φ109.6
4	940100200014	2	Side Shifter	1		Optional

**13 Fork Carriage of Quad Mast (218546038002)**

## 13 Fork Carriage of Quad Mast (218546038002)

No.	Item Code	Mark	Item Description	Qty.	Substitute	Note
1	218538010001	2	Fork Bracket	1		
2	910401300026	1	Circlip	4		
3	940200300012	2	Compound Roller	4		Φ110
3	940200300024	2	Compound Roller	4		Φ109.6
4	940100200014	2	Side Shifter	1		Optional

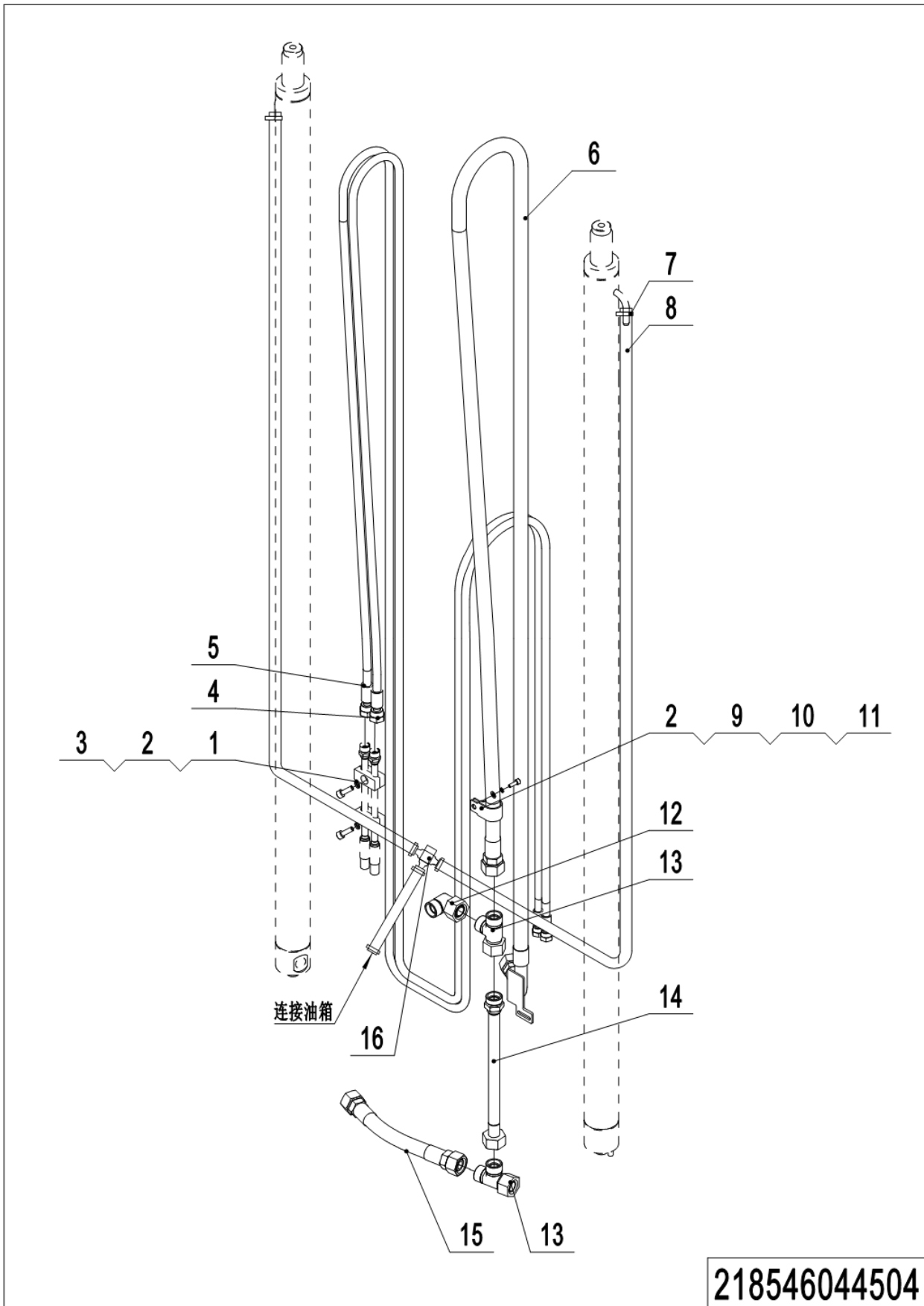
**14 Load Backrest (218546040501)**

## 14 Load Backrest (218546040501)

No.	Item Code	Mark	Item Description	Qty.	Substitute	Note
1	910100300063	1	Bolt	4		
2	910400500009	1	Spring Washer	4		
3	910400100009	1	Flat Washer	4		
4	218540510000	2	Load Backrest	1		



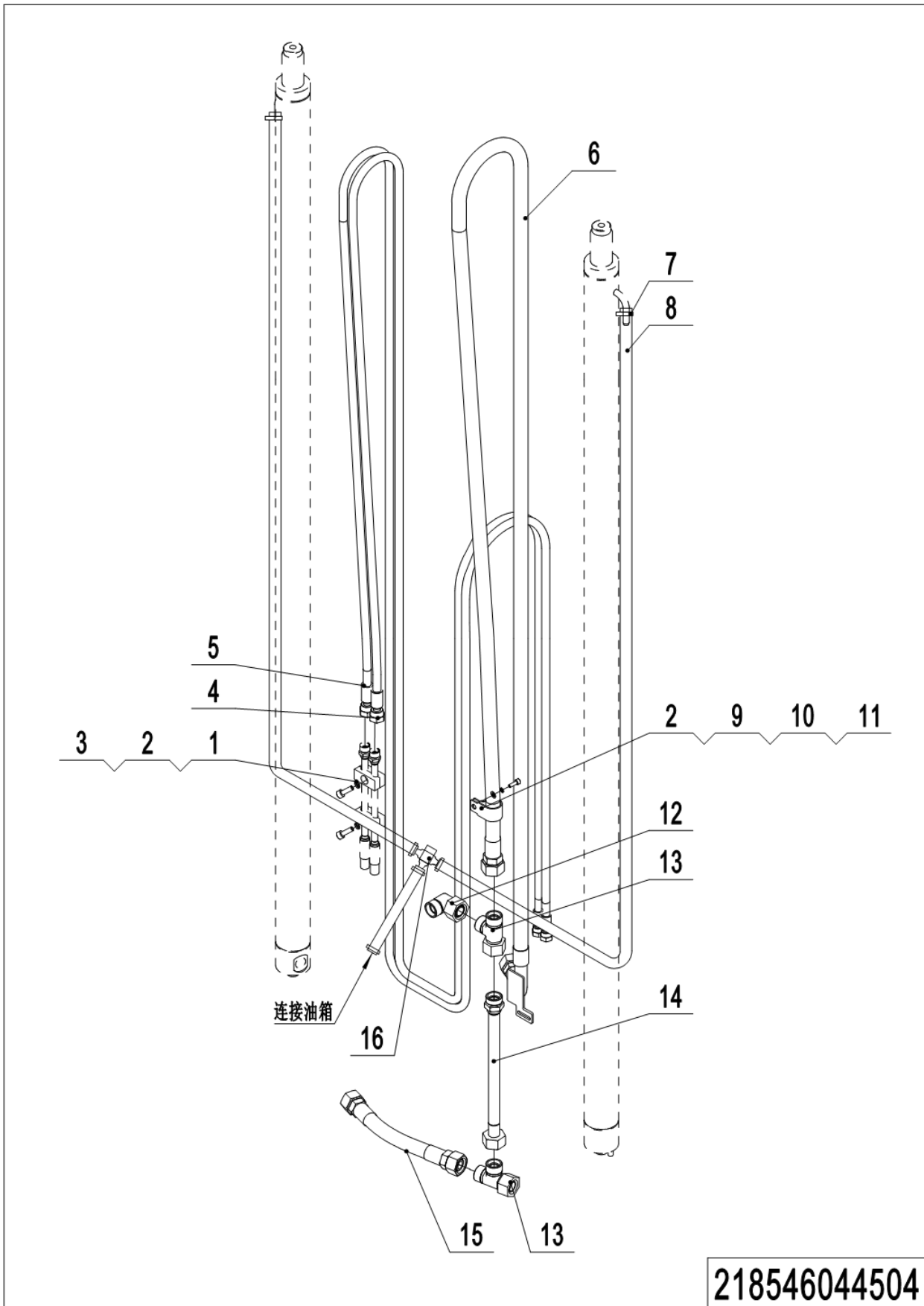
## 15 Hydraulic Unit of Triplex Mast (218546044504)



## 15 Hydraulic Unit of Triplex Mast (218546044504)

No.	Item Code	Mark	Item Description	Qty.	Substitute	Note
1	201044520027	2	Pipe Clip	4		With Side Shifter
2	910400500006	1	Spring Washer	3		With Side Shifter
3	910200200059	1	Screw	1		With Side Shifter
4	218544520206	2	Hose	1		6200 ,with Side Shifter
4	218544520207	2	Hose	1		5720 ,with Side Shifter
4	218544520208	2	Hose	1		5260 ,with Side Shifter
4	218544520209	2	Hose	1		4000 ,with Side Shifter
4	218544520215	2	Hose	1		4810 ,with Side Shifter
5	218544520210	2	Hose	1		6200 ,with Side Shifter
5	218544520211	2	Hose	1		5720 ,with Side Shifter
5	218544520212	2	Hose	1		5260 ,with Side Shifter
5	218544520213	2	Hose	1		4000 ,with Side Shifter
5	218544520216	2	Hose	1		4810 ,with Side Shifter
6	218544520202	2	Hose	1		6200,CBT15
6	218544520203	2	Hose	1		5720,CBT15
6	218544520204	2	Hose	1		5260,CBT15
6	218544520205	2	Hose	1		4000,CBT15
6	218544520214	2	Hose	1		4810,CBT15
6	218844520200	2	Hose	1		6200,CBT18
6	218844520201	2	Hose	1		5720,CBT18
6	218844520202	2	Hose	1		5260,CBT18
6	218844520203	2	Hose	1		4000,CBT18
6	218844520204	2	Hose	1		4810,CBT18
7	255044020043	2	Plate	6		
8	900200301004	4	Plastic Pipe	1		
9	951000100004	2	Hose Clamp	1		
10	910400100006	1	Flat Washer	1		
11	910200200057	1	Screw	1		
12	950400200006	2	Joint	1		
13	950401000004	2	Joint	2		
14	218544520201	2	Steel Tube	1		

## 15 Hydraulic Unit of Triplex Mast (218546044504) Continuation



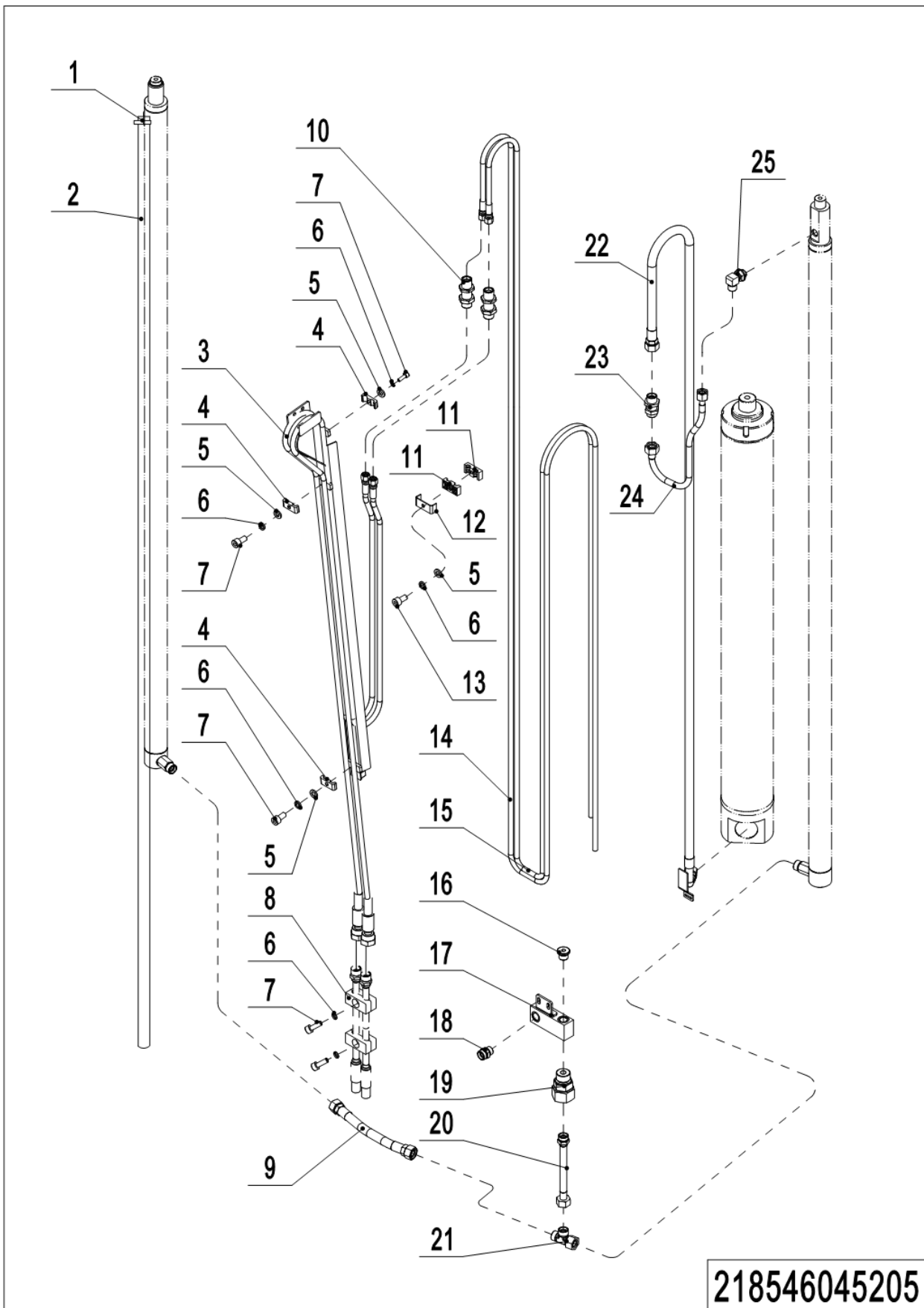
1= Supply as package. 2= Supply with constraints. 3= Phasing-out supply. 4= Supply as assembly. 5= Check other tables.

---

**15 Hydraulic Unit of Triplex Mast (218546044504) Continuation**

<b>No.</b>	<b>Item Code</b>	<b>Mark</b>	<b>Item Description</b>	<b>Qty.</b>	<b>Substitute</b>	<b>Note</b>
15	218544520200	2	Hose	1		
16	255044020118	2	Joint	1		

## 16 Hydraulic Unit of Quad Mast (218546045205)

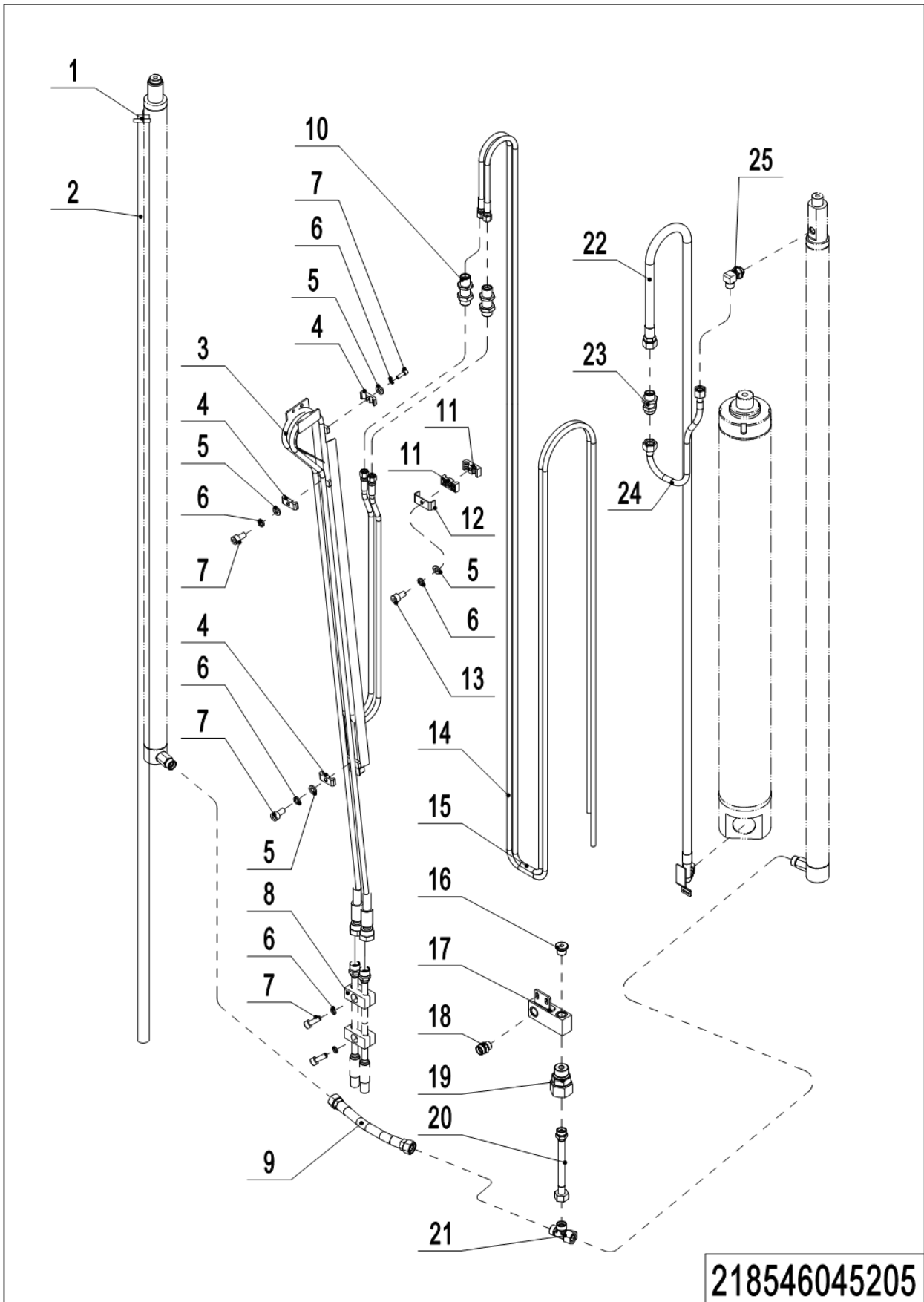


1= Supply as package. 2= Supply with constraints. 3= Phasing-out supply. 4= Supply as assembly. 5= Check other tables.

## 16 Hydraulic Unit of Quad Mast (218546045205)

No.	Item Code	Mark	Item Description	Qty.	Substitute	Note
1	255044020043	2	Plate	2		
2	900200301004	4	Plastic Pipe	1		
3	218545220212	2	Hose	2		7000 ,with Side Shifter
3	218545220213	2	Hose	2		6500 ,with Side Shifter
3	218545220214	2	Hose	2		6000 ,with Side Shifter
4	213044520106	2	Pipe Clip	3		With Side Shifter
5	910400100006	1	Flat Washer	5		With Side Shifter
6	910400500006	1	Spring Washer	7		With Side Shifter
7	910200200058	1	Screw	5		With Side Shifter
8	201044520027	2	Pipe Clip	4		With Side Shifter
9	218545220200	2	Hose	1		
10	950400500001	2	Joint	2		With Side Shifter
11	255028520034	2	Pipe Clip	4		With Side Shifter
12	255028520035	2	Mounting Plate	2		With Side Shifter
13	910200200061	1	Screw	2		With Side Shifter
14	218545220209	2	Hose	1		7000 ,with Side Shifter
14	218545220210	2	Hose	1		6500 ,with Side Shifter
14	218545220211	2	Hose	1		6000 ,with Side Shifter
15	218545220206	2	Hose	1		7000 ,with Side Shifter
15	218545220207	2	Hose			6500 ,with Side Shifter
15	218545220208	2	Hose			6000 ,with Side Shifter
16	218545210108	2	End Cap	1		
17	218545210106	2	Valve Block	1		
18	950400400011	2	Joint	1		
19	950400100003	2	Joint	1		
20	218545220201	2	Steel Tube	1		
21	950401000004	2	Joint	1		
22	218545220203	2	Hose	1		7000
22	218545220204	2	Hose	1		6500
22	218545220205	2	Hose	1		6000
23	950400500005	2	Joint	1		

## 16 Hydraulic Unit of Quad Mast (218546045205) Continuation



1= Supply as package. 2= Supply with constraints. 3= Phasing-out supply. 4= Supply as assembly. 5= Check other tables.

---

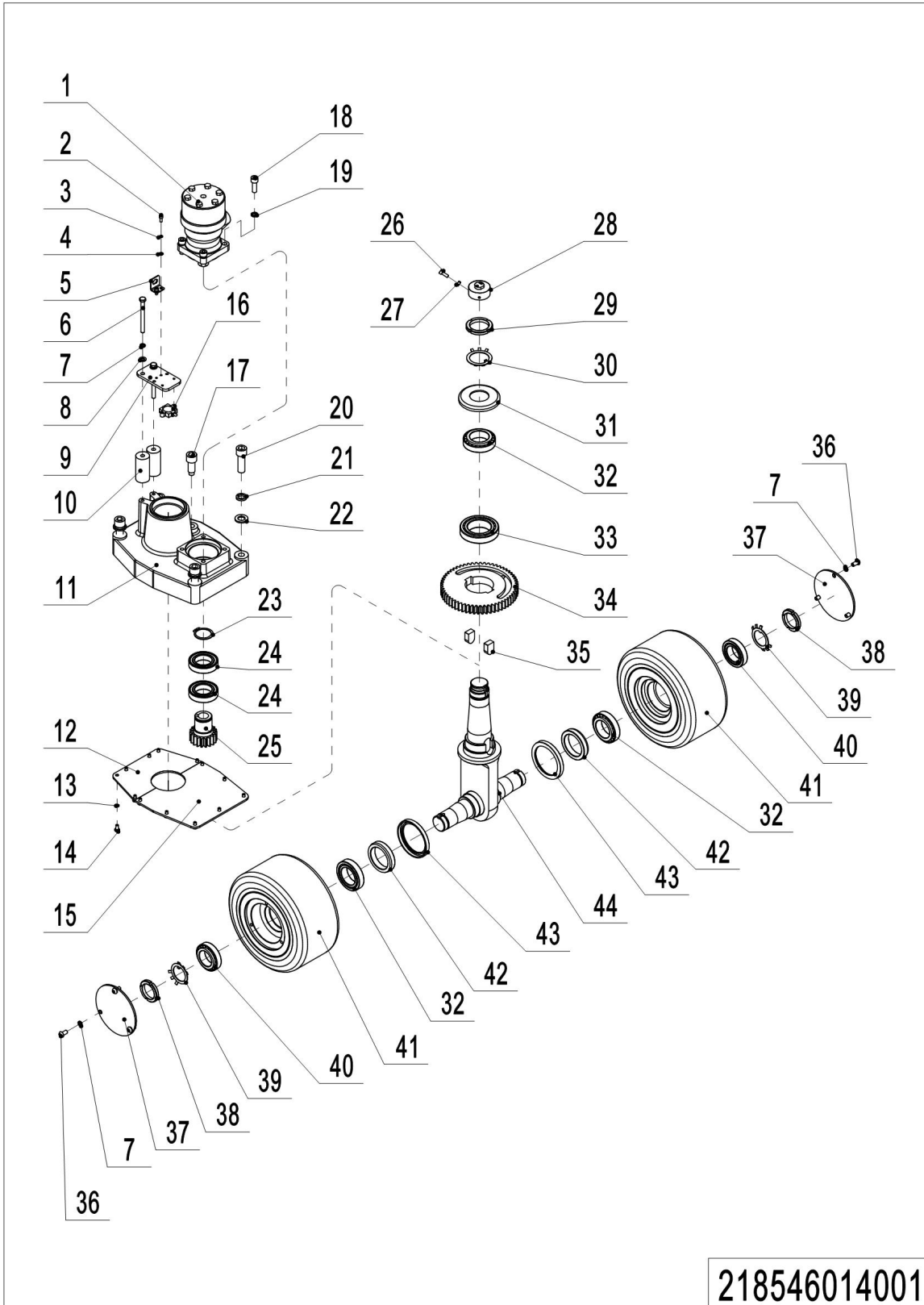
**16 Hydraulic Unit of Quad Mast (218546045205) Continuation**

<b>No.</b>	<b>Item Code</b>	<b>Mark</b>	<b>Item Description</b>	<b>Qty.</b>	<b>Substitute</b>	<b>Note</b>
24	218545220199	2	Steel Tube	1		
25	282323520007	2	Joint	1		



## Chapter 5: Steering System, Braking System, Wheels

### 01 Steering Unit (218546016001)

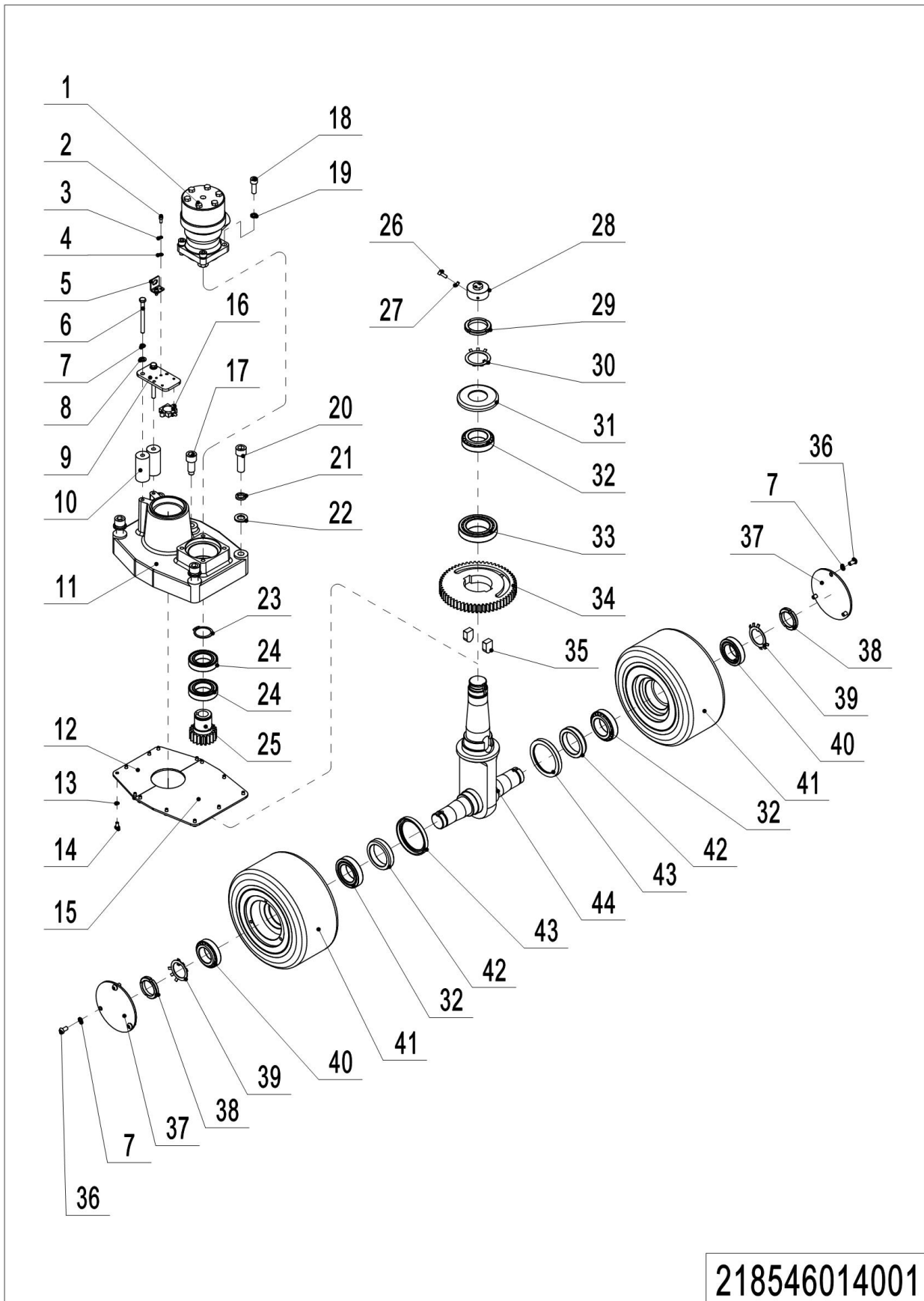


218546014001

## 01 Steering Unit (218546016001)

No.	Item Code	Mark	Item Description	Qty.	Substitute	Note
1	950800100005	2	Hydraulic Motor	1		
2	910200200022	1	Screw	2		
3	910400500004	1	Spring Washer	2		
4	910400100004	1	Flat Washer	2		
5	921300300003	2	Holder	1		
6	910100100030	1	Bolt	2		
7	910400500006	1	Spring Washer	8		
8	910400100006	1	Flat Washer	2		
9	218516020014	2	Mounting Plate	1		
10	218516020007	2	Fixing Sleeve	2		
11	218516020008	2	Bracket	1		
12	218516020010	2	Close Plate	1		
13	910400500005	1	Spring Washer	13		
14	910100300009	1	Bolt	13		
15	218516020009	2	Close Plate	1		
16	218533010025	2	Potentiometer	1		
17	218516020011	2	Screw	1		
18	910200200077	1	Screw	4		
19	910400500007	1	Spring Washer	4		
20	910200200123	1	Screw	4		
21	910400500010	1	Spring Washer	4		
22	910400100010	1	Flat Washer	4		
23	910401300020	1	Circlip	1		
24	910700200008	1	Bearing	2		
25	218516020004	2	Gear	1		
26	910200200035	1	Screw	1		
27	910300100005	1	Nut	1		
28	218516020006	2	Mounting Base	1		
29	910300800010	1	Nut	1		
30	910400900011	1	Lock Washer	1		

## 01 Steering Unit (218546016001) Continuation

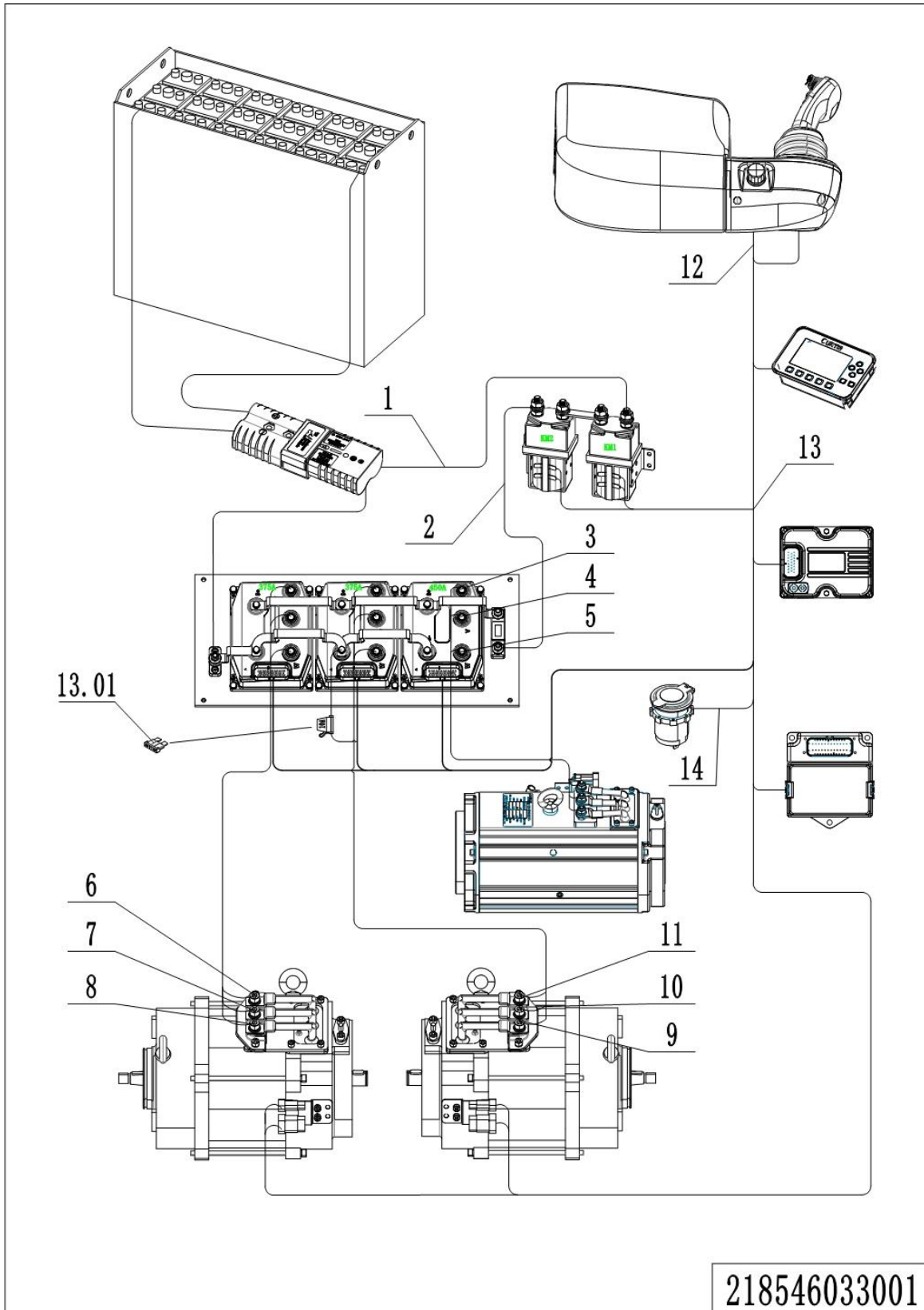


## 01 Steering Unit (218546016001) Continuation

No.	Item Code	Mark	Item Description	Qty.	Substitute	Note
31	218516020005	2	Dust Cap	1		
32	910700600017	1	Bearing	3		
33	910700600019	1	Bearing	1		
34	218516020003	2	Gear	1		
35	910600800041	1	Feather Key	2		
36	910200300024	1	Screw	6		
37	218516020012	2	Close Plate	2		
38	910300800012	1	Nut	2		
39	910400900008	1	Lock Washer	2		
40	910700600016	1	Bearing	2		
41	940300300063	2	Wheel	2		
42	218516020002	2	Washer	2		
43	910800700012	2	Oil Seal	2		
44	218516010000	2	Wheel Carrier	1		

## Chapter 6: Electrical Parts

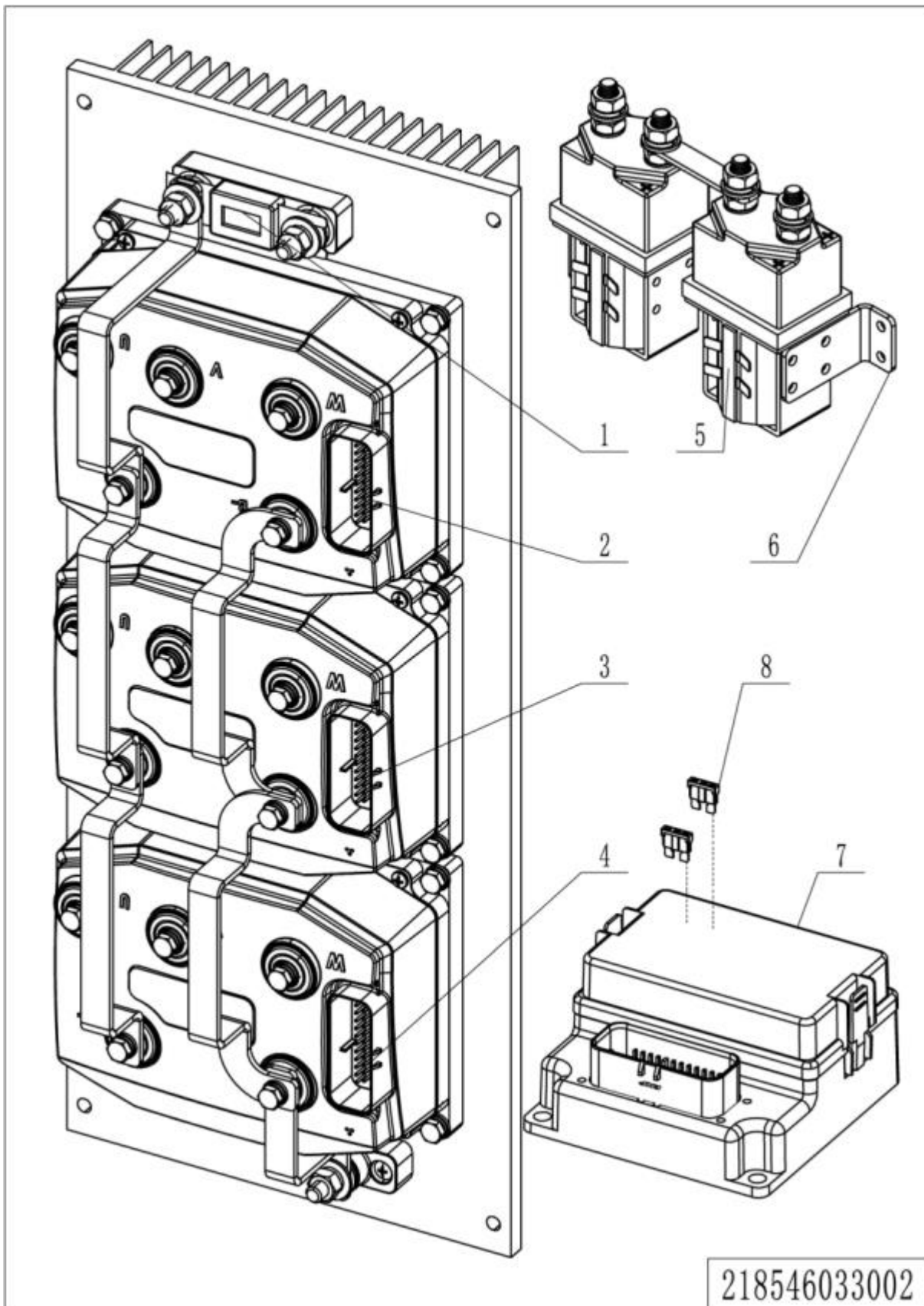
### 01 Wire Harness (218546033001)



1= Supply as package. 2= Supply with constraints. 3= Phasing-out supply. 4= Supply as assembly. 5= Check other tables.

## 01 Wire Harness (218546033001)

No.	Item Code	Mark	Item Description	Qty.	Substitute	Note
1	218533010011	2	Cable	1		CBT15
1	218833010011	2	Cable	1		CBT18
2	218533010010	2	Cable	1		
3	218533010007	2	Cable	1		
4	218533010008	2	Cable	1		
5	218533010009	2	Cable	1		
6	218533010004	2	Cable	1		
7	218533010005	2	Cable	1		
8	218533010006	2	Cable	1		
9	218533010001	2	Cable	1		
10	218533010002	2	Cable	1		
11	218533010003	2	Cable	1		
12	214533010017	2	Wire Harness	1		
13	218533010000	2	Wire Harness	1		Triplex Mast, CBT15
13	218833010000	2	Wire Harness	1		Triplex Mast, CBT18
13	218533010026	2	Wire Harness	1		Quad Mast, CBT15
13	218833010002	2	Wire Harness	1		Quad Mast, CBT18
13.01	920100200010		Fuse	1		
14	218533010014	2	Wire Harness	1		

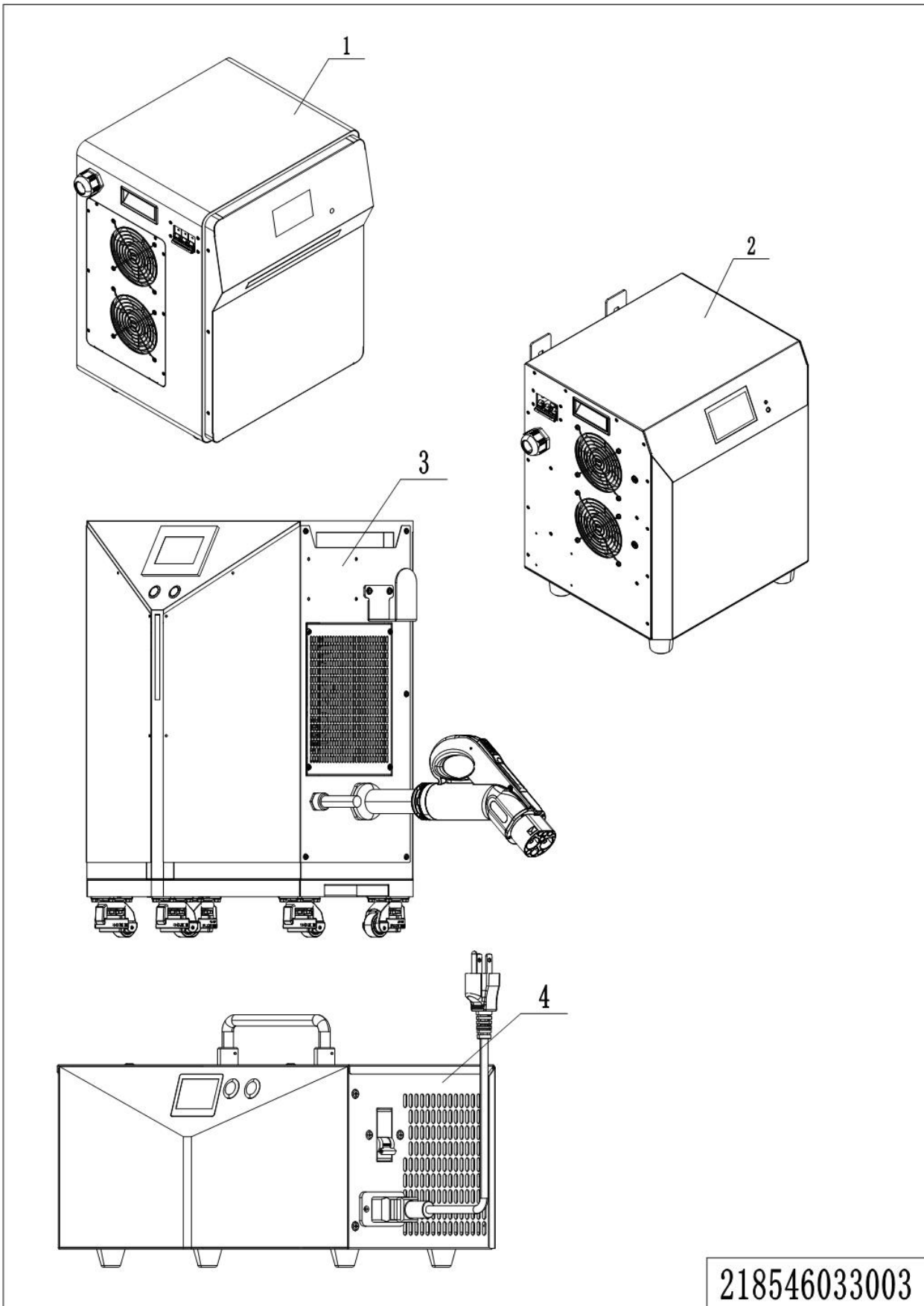
**02 Controller (218546033002)**

1= Supply as package. 2= Supply with constraints. 3= Phasing-out supply. 4= Supply as assembly. 5= Check other tables.

## 02 Controller (218546033002)

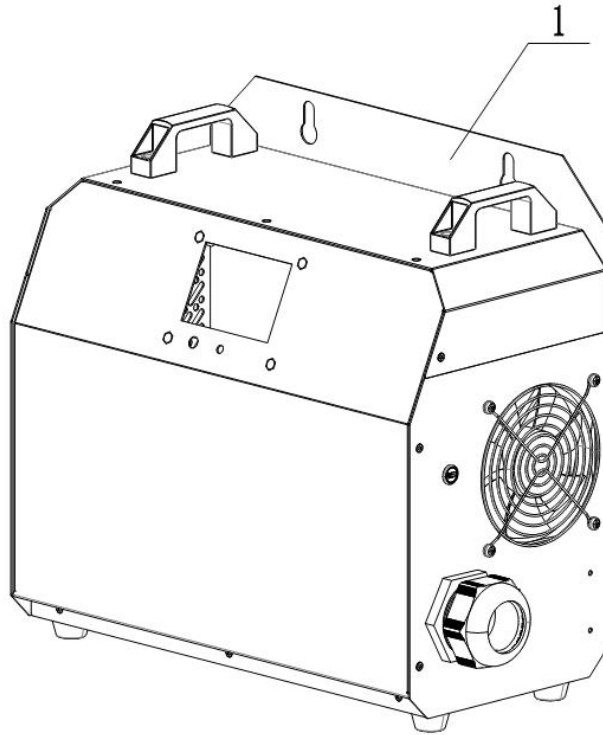
No.	Item Code	Mark	Item Description	Qty.	Substitute	Note
1	920100100014	2	Fuse	1		500A
2	921400100157	2	Controller	1		
3	921400100156	2	Controller	1		TractionA
4	921400100156	2	Controller	1		TractionB
5	920700100035	2	Contactactor	2		
6	921300400008	2	Holder	1		
7	921400100201	2	Control Box	1		
8	920100200002	2	Fuse	5		10A



**03 Lithium Battery Charger (218546033003)**

## 03 Lithium Battery Charger (218546033003)

No.	Item Code	Mark	Item Description	Qty.	Substitute	Note
1	921000201031	2	ChargerAFK36V200A(EU)	1		3P5W380V
2	921000200920	2	ChargerAFK36V200A(EU)	1		3P4W380V
3	921000200869	2	ChargerFST36V200A(US)	1		3P4W480V
3	921000200870	2	ChargerFST36V200A(US)	1		3P4W220V
3	921000200882	2	ChargerFST36V200A(US)	1		3P4W600V
4	921000201029	2	ChargerFST36V60A(US)	1		1P3W220V

**04 Lead-acid Battery Charger (218546033004)**

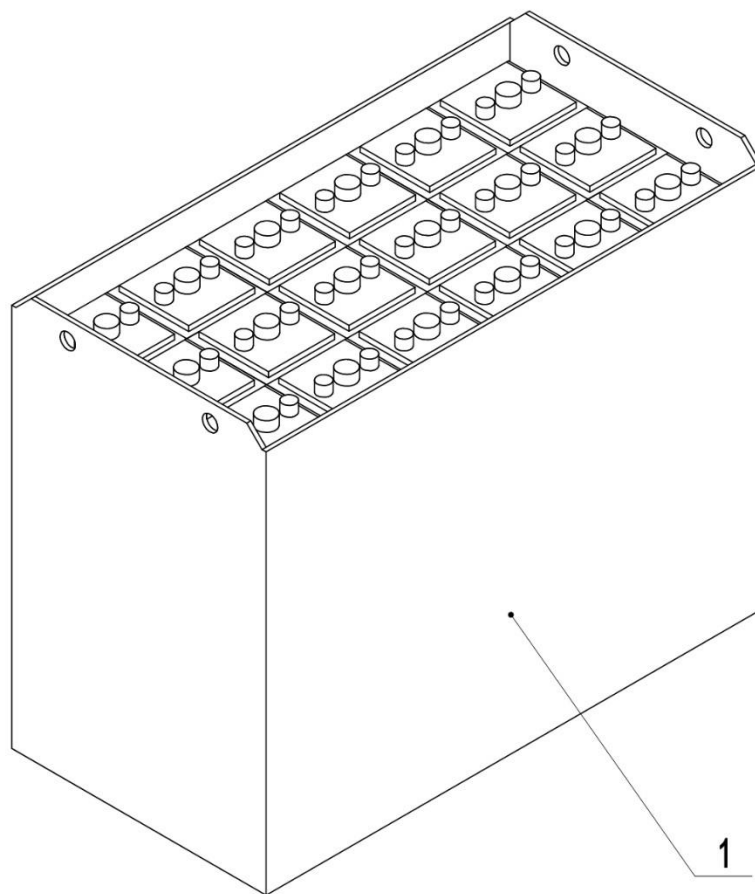
218546033004

## 04 Lead-acid Battery Charger (218546033004)

No.	Item Code	Mark	Item Description	Qty.	Substitute	Note
1	921000200834	2	Charger 36V100A(US,220V)	1		CBT15
1	921000200835	2	Charger 36V100A(US,480V)	1		CBT15
1	921000200792	2	Charger	1		CBT15
1	921000200923	2	Charger36V100A(Aisa-ENG)	1		CBT15
1	921000200836	2	Charger 36V120A(US,220V)	1		CBT18
1	921000200837	2	Charger 36V120A(US,480V)	1		CBT18
1	921000200793	2	Charger	1		CBT18
1	921000200924	2	Charger36V120A(Aisa-ENG)	1		CBT18
1	921000200995	2	Charger36V120A(Aisa-CHN)	1		CBT18

## Chapter 7: Special Parts

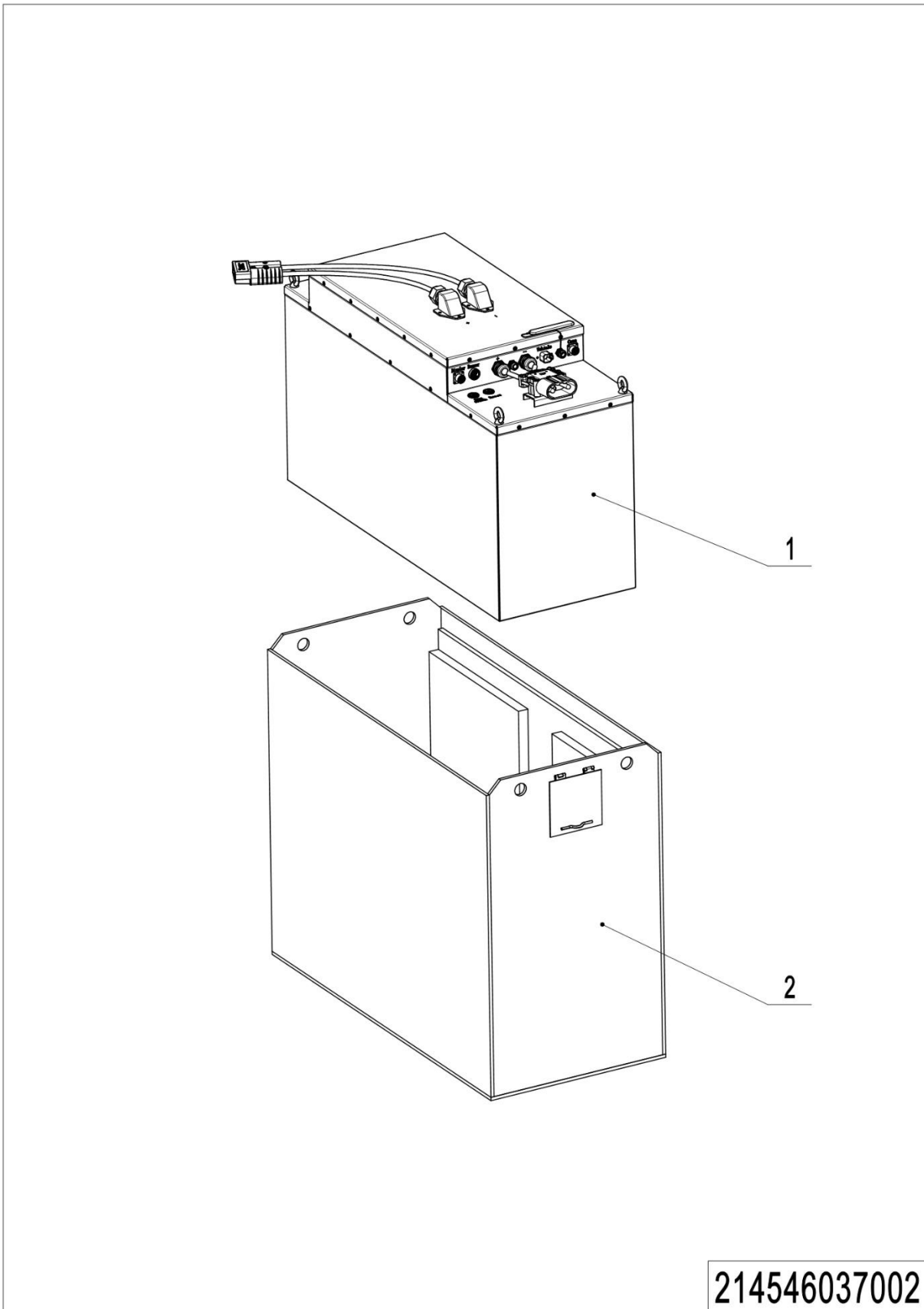
### 01 Lead-acid Battery (214546037001)



214546037001

## 01 Lead-acid Battery (214546037001)

No.	Item Code	Mark	Item Description	Qty.	Substitute	Note
1	214537010000	2	Battery 36V700Ah	1		CBT15
1	214537010004	2	Battery 36V900Ah	1		CBT18

**02 Lithium Battery (214546037002)**

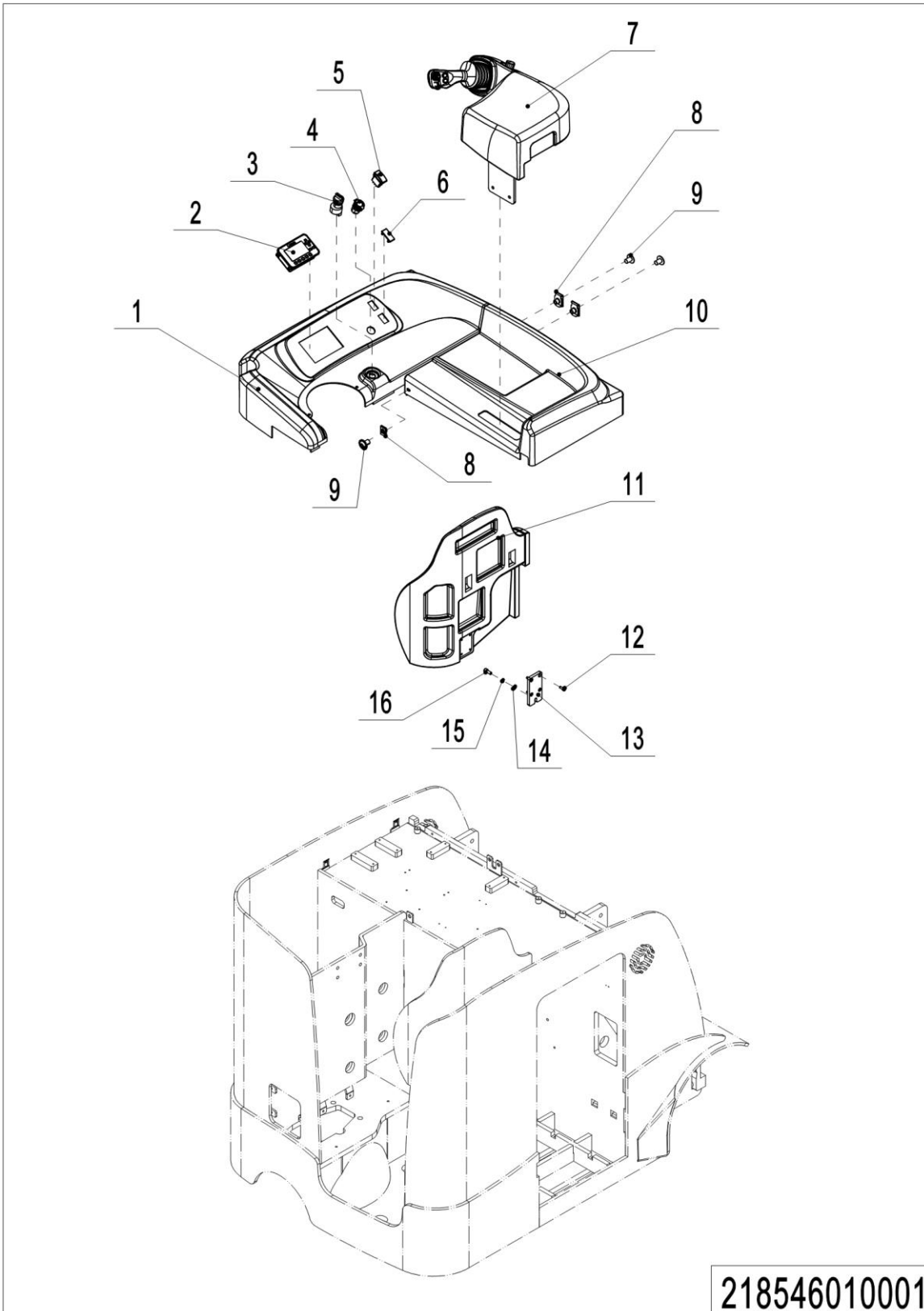
## 02 Lithium Battery (214546037002)

No.	Item Code	Mark	Item Description	Qty.	Substitute	Note
1	920600100635	2	Battery 36V554Ah	1		
2	214537010008	2	Weight Box	1		CBT15
2	214537010010	2	Weight Box	1		CBT18



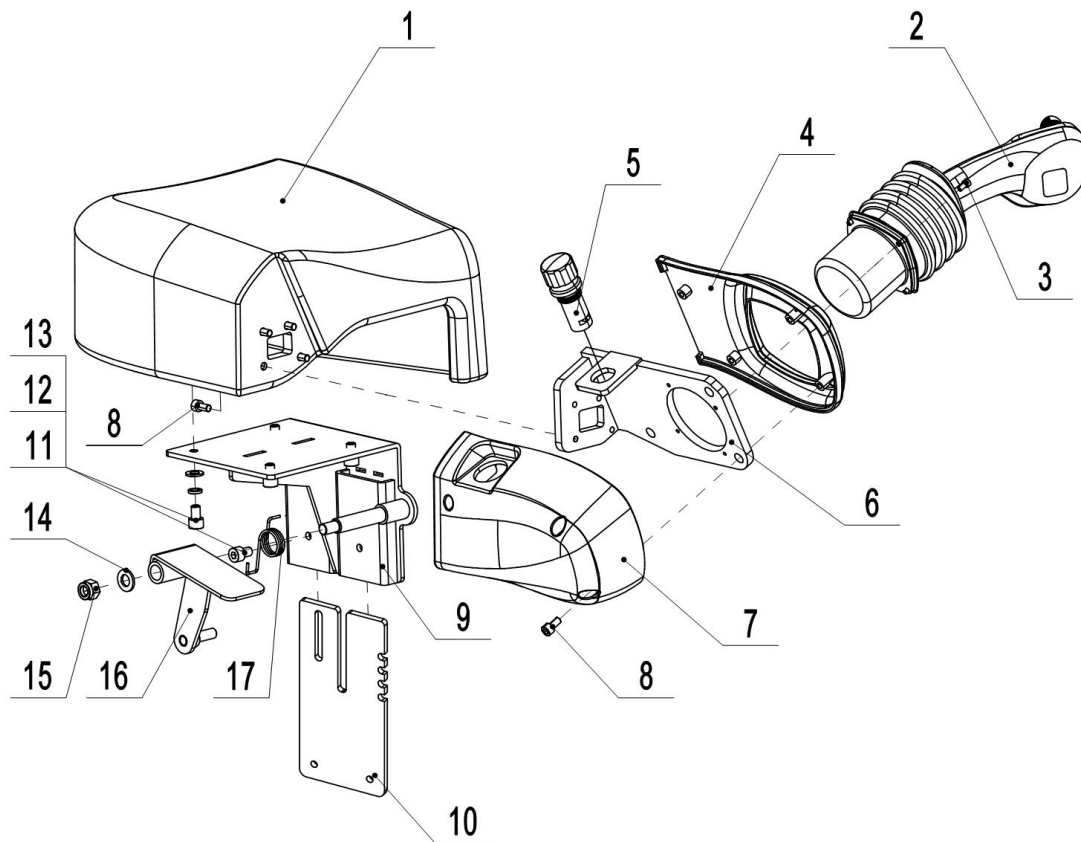
## Chapter 8: Others

### 01 Control Panel (218546010001)



## 01 Control Panel (218546010001)

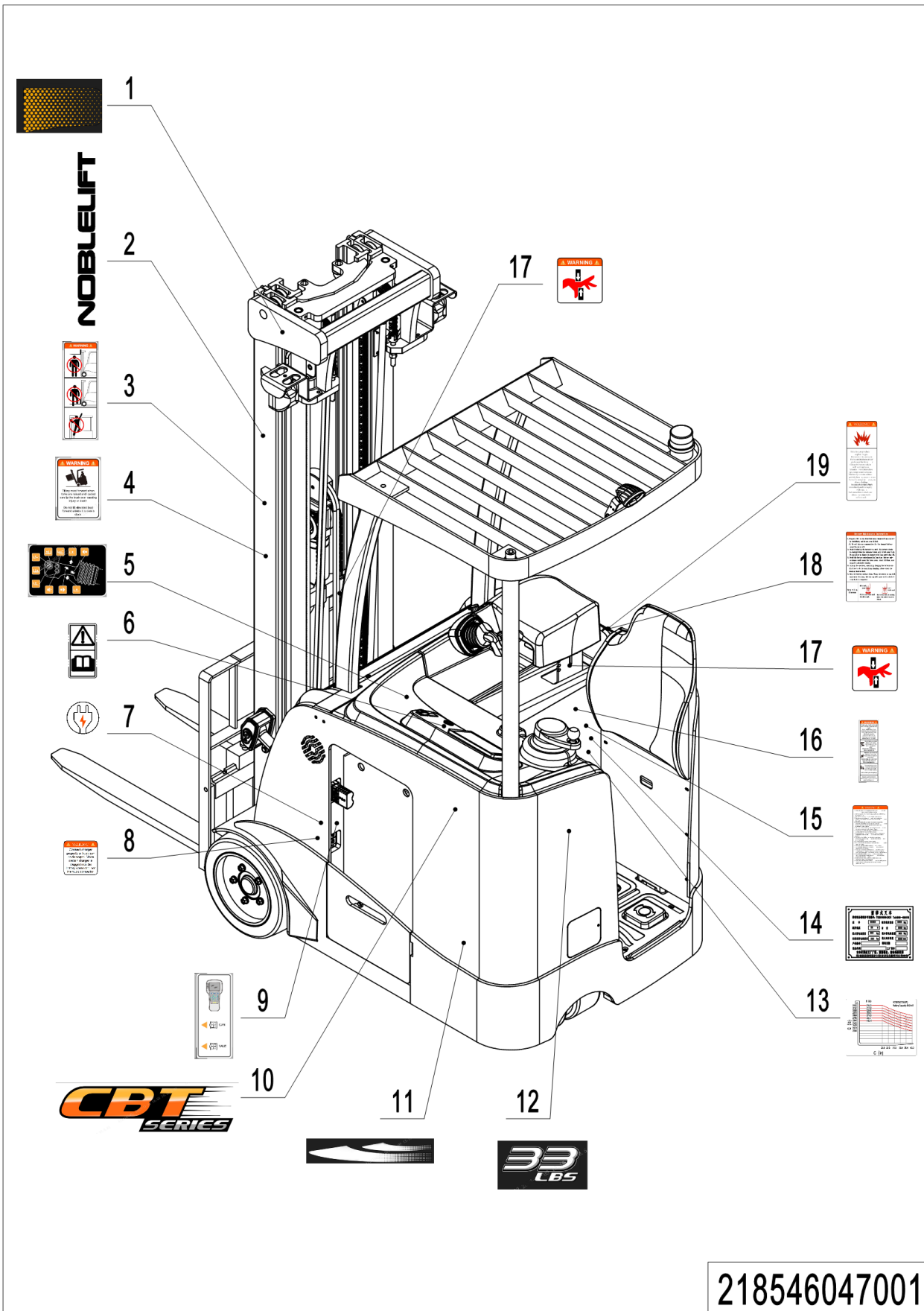
No.	Item Code	Mark	Item Description	Qty.	Substitute	Note
1	218510020000	2	Cover	1		
2	921100100118	2	Display	1		Cold storage trucks
2	921100100063	2	Display	1		
3	920200200042	2	Key Switch	1		Lead-acid Battery
3	212734001000	2	Key Switch(Li)	1		Lithium Battery
4	921900100019	2	Converter	1		Cold storage trucks
4	921900100014	2	Converter	1		
5	921900100021	2	Rocker Switch	1		
6	920200800046	2	Close Plate	1		
7	218510010000	2	Handrail Component	1		
8	940400400002	2	Cage Nut	3		
9	941100100001	1	Screw	3		
10	218510020001	2	Cover	1		
11	218510020003	2	Backrest	1		
12	910200200035	1	Screw	4		
13	214510020038	2	Press Plate	1		
14	910400100006	1	Flat Washer	1		
15	910400500006	2	Spring Washer	1		
16	910200200057	1	Screw	1		

**02 Elbow Rest Assembly (218546010002)****218546010002**

## 02 Elbow Rest Assembly (218546010002)

No.	Item Code	Mark	Item Description	Qty.	Substitute	Note
1	214510020005	2	Protective Cover	1		
2	214533510006	2	Handle	1		
3	910200200012	1	Screw	4		
4	214510020006	2	Cover	1		
5	920200100015	2	Emergency Button	1		
6	214510010000	2	Mounting Plate	1		
7	214510020007	2	Cover	1		
8	910200200033	1	Screw	8		
9	214510010001	2	Bracket	1		
10	218510020004	2	Mounting Plate	1		
11	910200200053	1	Screw	5		
12	910400500006	1	Spring Washer	4		
13	910400100006	1	Flat Washer	4		
14	910400100007	1	Flat Washer	1		
15	910300500005	1	Nut	1		
16	214510010002	2	Mounting Rack	1		
17	214510020028	2	Torsional Spring	1		

03 Labels and Decals (218546047001)



218546047001

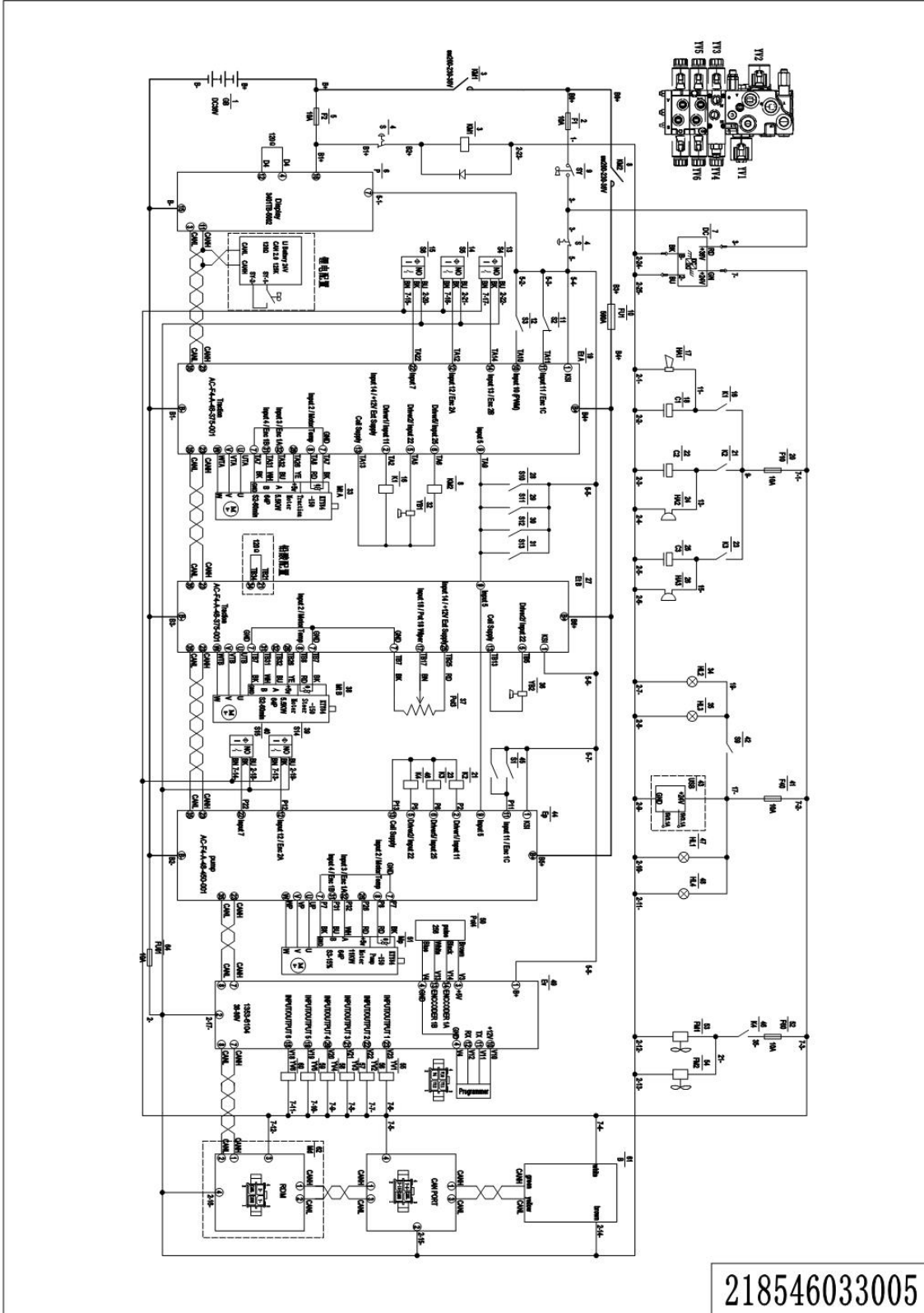
1= Supply as package. 2= Supply with constraints. 3= Phasing-out supply. 4= Supply as assembly. 5= Check other tables.

## 03 Labels and Decals (218546047001)

No.	Item Code	Mark	Item Description	Qty.	Substitute	Note
1	218547020000	2	Label	2		
2	214547020003	2	Label	2		
3	214547020004	2	Label	2		
4	218547020001	2	Label	2		
5	214547020013	2	Operating procedure	1		
6	214547020012	2	Label	1		
7	214547020010	2	Label	1		
8	214547020009	2	Label	1		
9	218547020002	2	Label	1		
10	218547020003	2	Label	2		
11	218547020004	2	Label	1		
12	218547020005	2	Label	1		CBT15
12	218547020007	2	Label	1		CBT18
13	218547520000	2	Load Capacity Diagram	1		
14	218547520001	2	Truck data plate	1		
15	214547020017	2	Label	1		
16	218547020006	2	Label	1		
17	214547020022	2	Label	2		
18	214547020015	2	Label	1		
19	214547020016	2	Label	1		

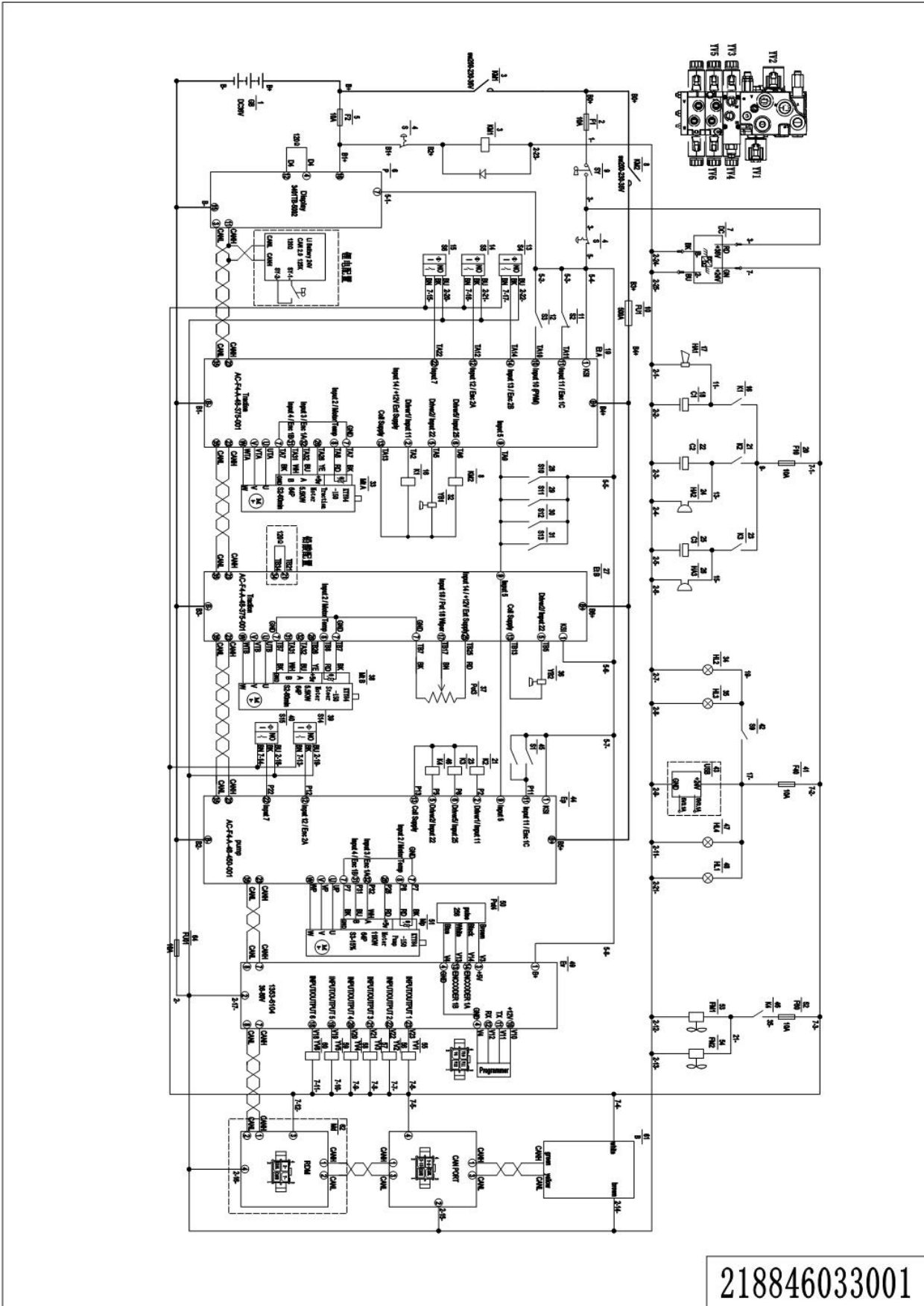
Appendix

01 Electrical Circuit Diagram (CBT15) (218546033005)



1= Supply as package. 2= Supply with constraints. 3= Phasing-out supply. 4= Supply as assembly. 5= Check other tables.

# 02 Electrical Circuit Diagram (CBT18) (218846033001)

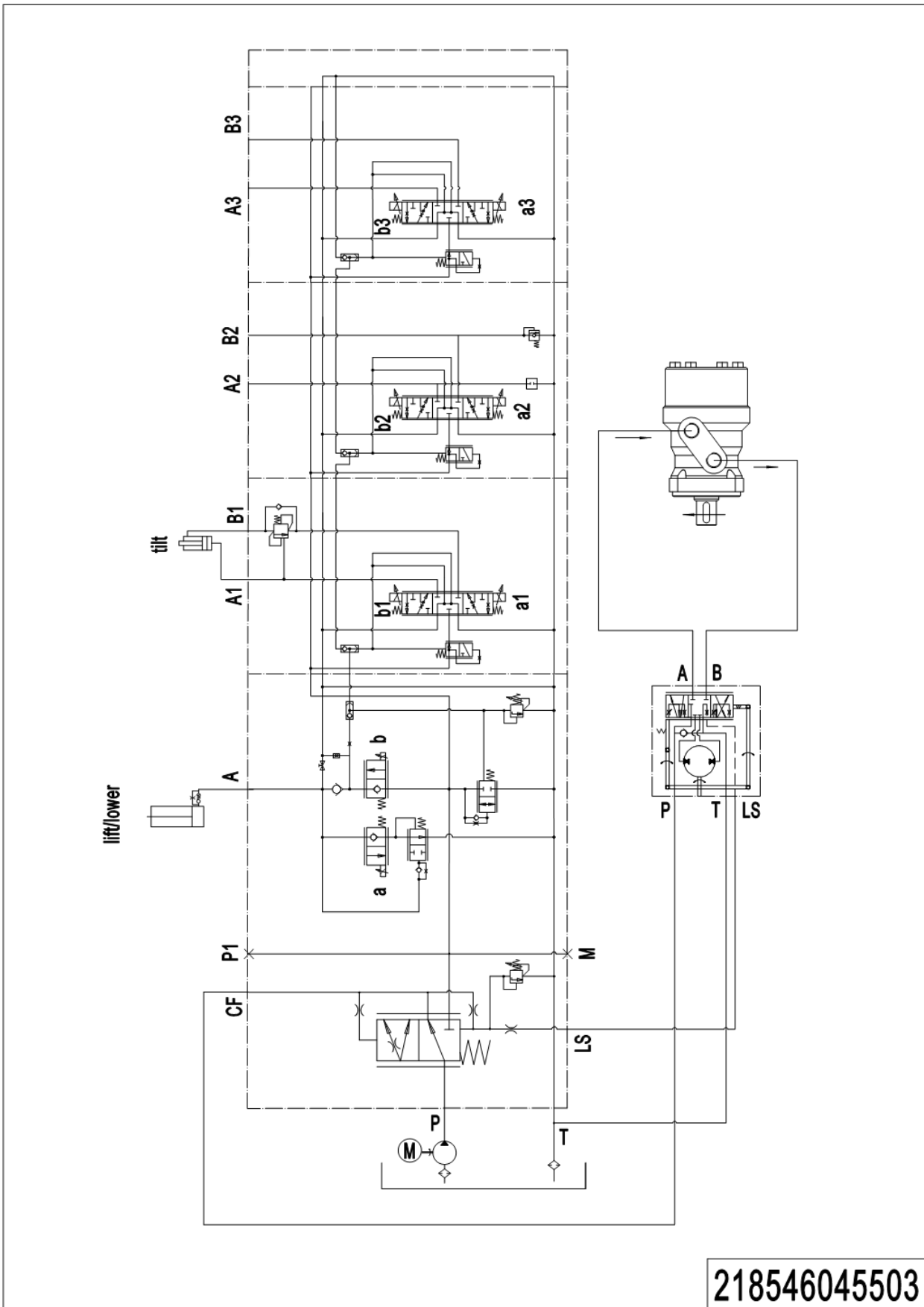


1= Supply as package. 2= Supply with constraints. 3= Phasing-out supply. 4= Supply as assembly. 5= Check other tables.





### 04 Hydraulic Circuit Diagram (Without Side Shifter)



1= Supply as package. 2= Supply with constraints. 3= Phasing-out supply. 4= Supply as assembly. 5= Check other tables.

## 05 Consumable Parts List

No.	Item Code	Item Description	Qty.	Chapter/ Section/ Number
1	940300300065	Wheel	2	Chapter 1/01/3
2	921800200044	Encoder	2	Chapter 1/01/15
3	921800200043	Encoder	1	Chapter 1/02/8
4	218598520000	Seal Kit	2	Chapter 2/03/9.01
4	218598520001	Seal Kit	2	Chapter 2/03/9.01
5	218533010022	Switch	1	Chapter 2/03/10
6	218533010023	Switch	1	Chapter 2/03/11
7	910700200074	Bearing	1	Chapter 2/04/4
8	910700900004	Bearing	2	Chapter 3/01/35
9	940500400024	Bearing	2	Chapter 3/01/42
10	910700800001	Bearing	12	Chapter 3/01/51.03
11	940200300033	Compound Roller	12	Chapter 4/01/20 Chapter 4/02/23 Chapter 4/03/31
11	940200300033	Compound Roller		Chapter 4/11/3
11	940200300048	Compound Roller	12	Chapter 4/01/20 Chapter 4/02/23 Chapter 4/03/31
11	940200300048	Compound Roller		Chapter 4/11/3
11	940200300047	Compound Roller	12	Chapter 4/01/20 Chapter 4/02/23 Chapter 4/03/31
11	940200300047	Compound Roller		Chapter 4/11/3
12	940200300012	Compound Roller	12	Chapter 4/04/21 Chapter 4/05/20 Chapter 4/06/30
12	940200300012	Compound Roller		Chapter 4/12/3
12	940200300012	Compound Roller	16	Chapter 4/07/20 Chapter 4/08/15 Chapter 4/09/20
12	940200300012	Compound Roller		Chapter 4/10/28 Chapter 4/13/3
12	940200300024	Compound Roller	12	Chapter 4/04/21 Chapter 4/05/20 Chapter 4/06/30
12	940200300024	Compound Roller		Chapter 4/12/3
12	940200300024	Compound Roller	16	Chapter 4/07/20 Chapter 4/08/15 Chapter 4/09/20
12	940200300024	Compound Roller		Chapter 4/10/28 Chapter 4/13/3
13	920200300001	Microswitch	2	Chapter 4/01/30
14	218533010016	Switch	1	Chapter 4/01/29 Chapter 4/04/33
15	218833010018	Switch	1	Chapter 4/04/31
16	218833010017	Switch	1	Chapter 4/04/32
17	218533010029	Switch	1	Chapter 4/07/31

18	218533010028	Switch	1	Chapter 4/07/32
19	218533010027	Switch	1	Chapter 4/07/33
20	940200500006	Sprocket Bearing	2	Chapter 4/02/12 Chapter 4/05/6
20	940200500006	Sprocket Bearing	4	Chapter 4/08/11 Chapter 4/09/2
21	940200500001	Sprocket Bearing	2	Chapter 4/03/11 Chapter 4/06/11 Chapter 4/10/7
22	218598510100	Seal Kit	2	Chapter 4/01/4.01 Chapter 4/04/4.01
22	218598510110	Seal Kit	2	Chapter 4/01/4.01 Chapter 4/04/4.01
23	218598510101	Seal Kit	1	Chapter 4/03/5.01 Chapter 4/06/5.01
23	218598510111	Seal Kit	1	Chapter 4/03/5.01 Chapter 4/06/5.01
24	218598510112	Seal Kit	1	Chapter 4/07/4.01
25	218598510113	Seal Kit	1	Chapter 4/07/34.01
26	218598510114	Seal Kit	1	Chapter 4/10/13.01
27	910700200008	Bearing	4	Chapter 4/02/13 Chapter 4/05/7 Chapter 4/09/3
27	910700200008	Bearing		Chapter 5/01/24
28	910700600017	Bearing	3	Chapter 5/01/32
29	910700600019	Bearing	1	Chapter 5/01/33
30	910700600016	Bearing	2	Chapter 5/01/40
31	940300300063	Wheel	2	Chapter 5/01/41
32	920100200002	Fuse	5	Chapter 6/02/8
33	920100200010	Fuse	1	Chapter 6/01/13.01
34	920100100014	Fuse	1	Chapter 6/02/1